


# CP2



The catalogue content, especially technical information and solution principles are the exclusive property of company ROmiLL, spol. s.r.o. and are protected by the law.

Use in principle only original and approved spare parts ROmiLL.

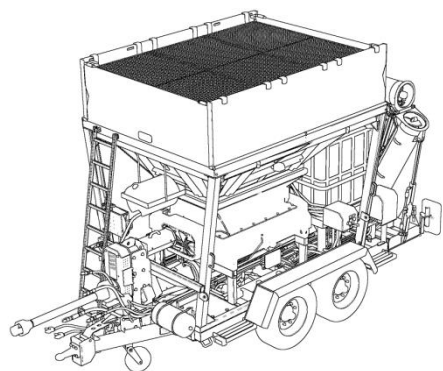
**Contact:**

Denisa Boušková  
denisa@romill.cz  
Tel.: +420 733 678 205  
[www.romill.cz](http://www.romill.cz)

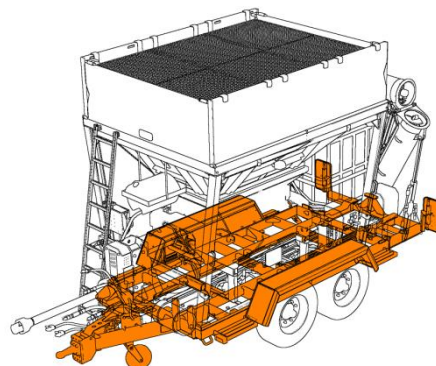
ROmiLL, spol. s r.o.  
Tkalcovská 799/17, Brno 602 00  
Česká republika

Mirka Konečná  
konecna@romill.cz  
Tel.: +420 731 439 770  
[www.romill.cz](http://www.romill.cz)  
ROmiLL, spol. s r.o.  
Jiráskova 1336/53, 697 01 Kyjov  
Česká republika

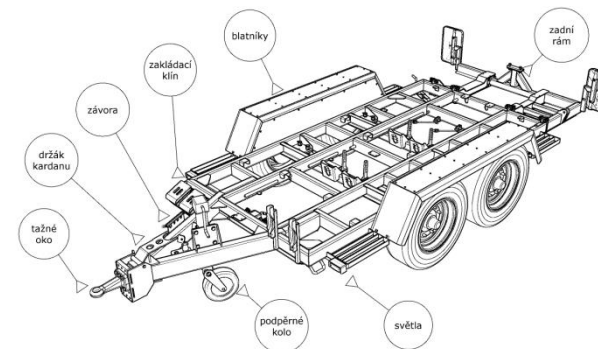
**MACHINE**



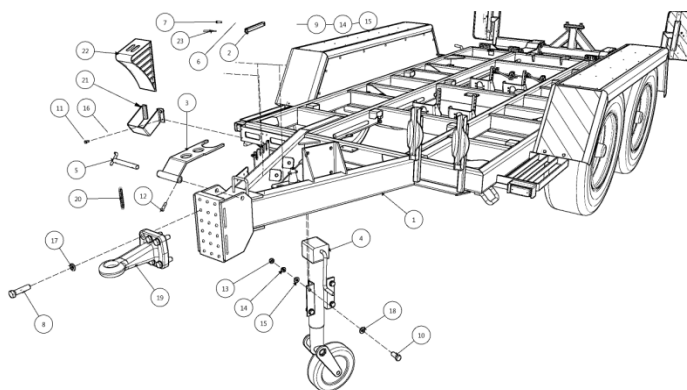
**ASSEMBLY**



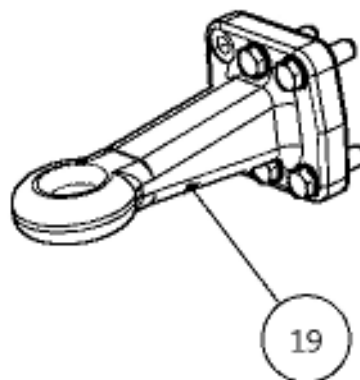
**SUB-ASSEMBLY**



**EXPLODE**



**POSITION**



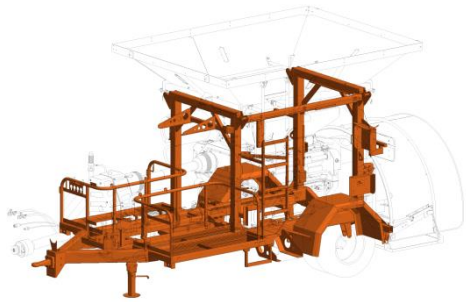
**BOM**

position	name	evidence number
19	towing attachment	900212

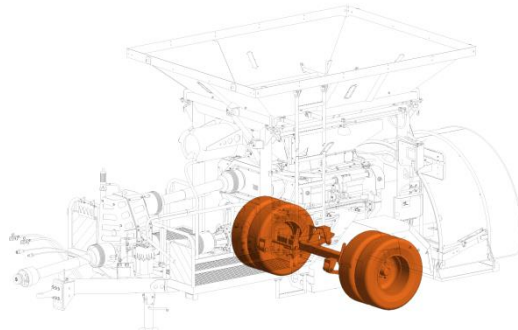
Each position is entered into the BOM, under the evidence number.

**Evidence number and number of pieces indicate when ordering.**

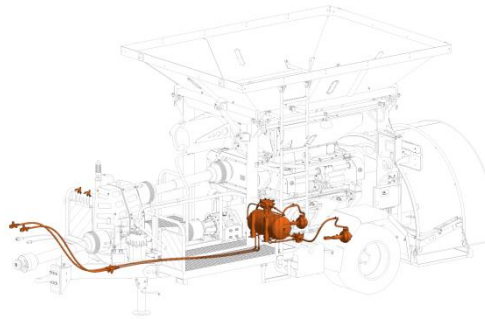
# CP2



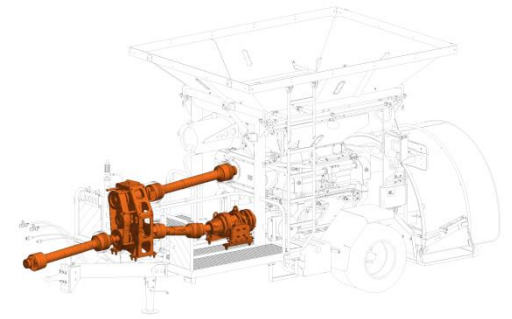
**01 FRAME**  
str. 7 - 10



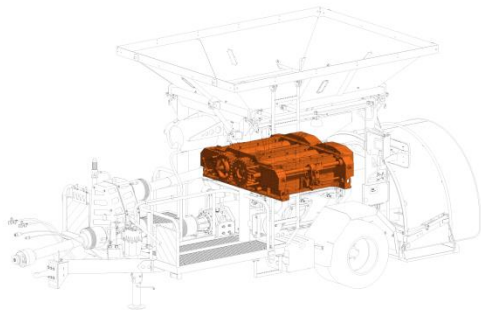
**02 AXLE**  
str. 11 - 16



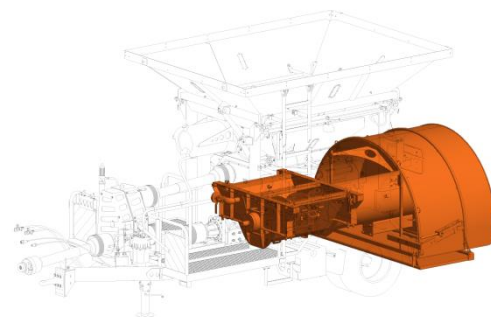
**03 BRAKING SYSTEM**  
str. 17 - 24



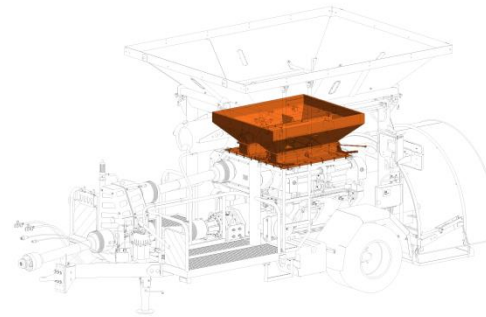
**04 DRIVE, GEARS**  
str. 25 - 36



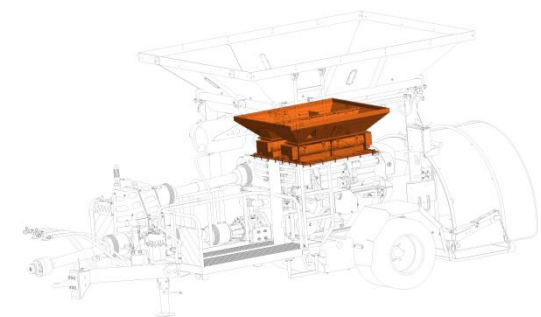
**05 CRUSHING UNIT**  
str. 37 - 54



**06 EXTRUSION MECHANISM**  
str. 55 - 66

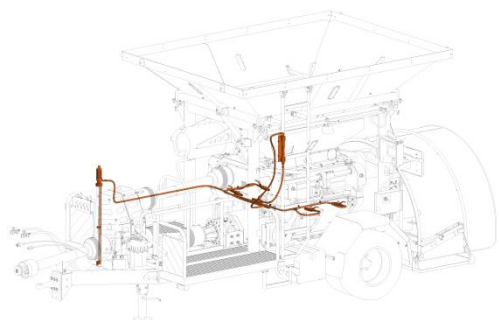


**07 GRAIN DOSING**  
str. 67 - 76



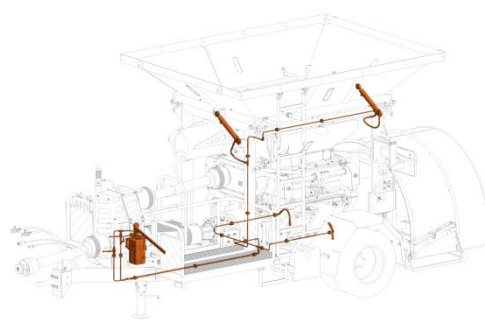
**07 TOURNIQUETS**  
str. 77 - 86

# CP2



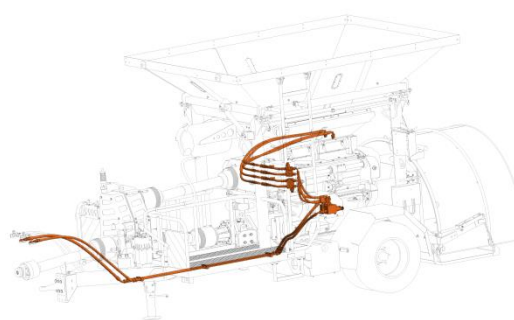
## 08 PRESERVATIVE DOSING

str. 87 - 90



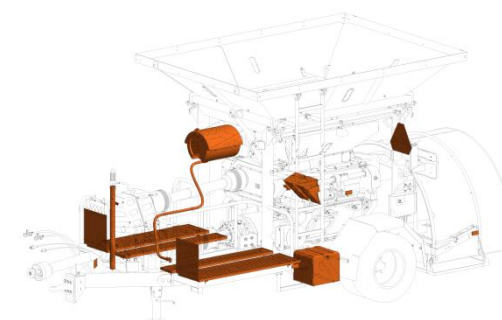
## 09 HYDRAULIC SYSTEM

str. 91 - 92



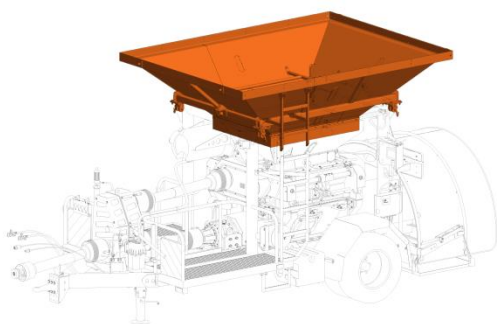
## 09 TOURNIQUETS HYDRAULIC

str. 93 - 102



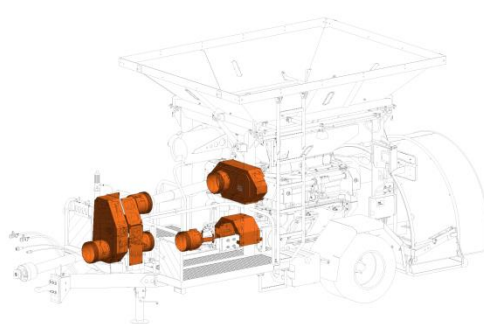
## 10 ASSEMBLY, FITTING OUT

str. 103 - 106



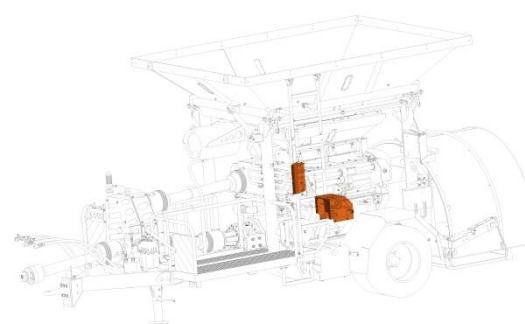
## 11 CONTAINER, HOPPER

str. 107 - 108

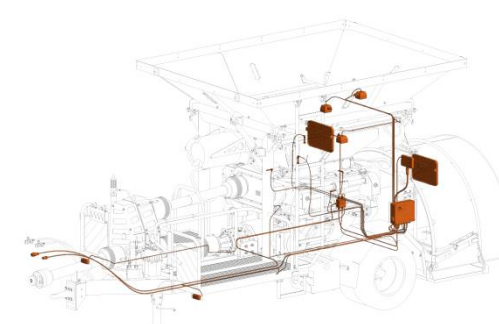


## 12 COVERING

str. 109 - 114



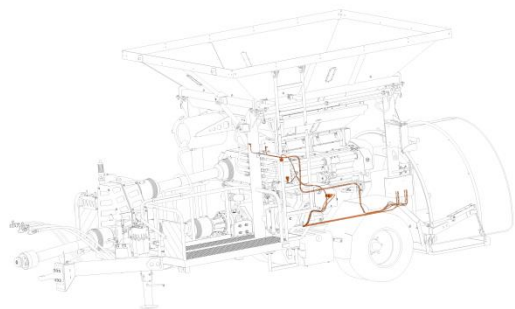
## 12 TOURNIQUET COVERING



## 13 ELECTROINSTALLATION

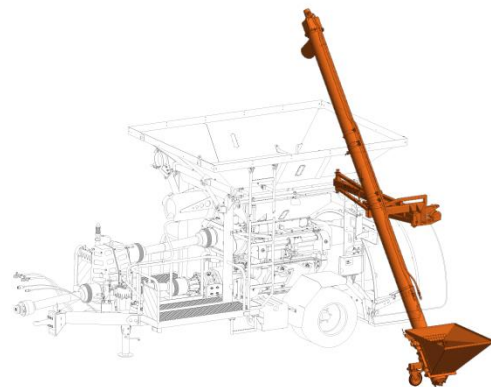
str. 115 - 120

# CP2



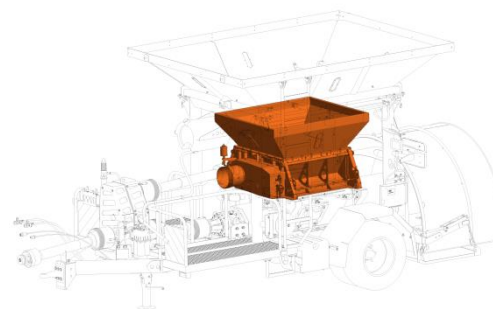
**13 TOURNIQUET  
ELECTROINSTALLATION**

str. 201 - 122



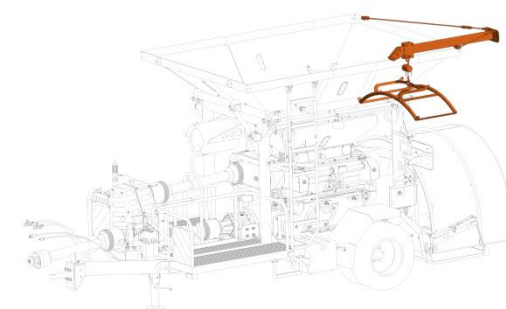
**14/15 MECHANISM WITH  
CONVEYOR**

str. 123 - 130



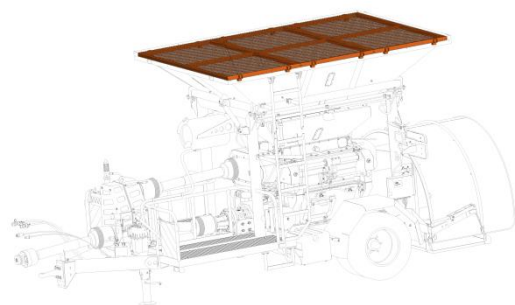
**19 ADAPTER**

str. 131 - 142



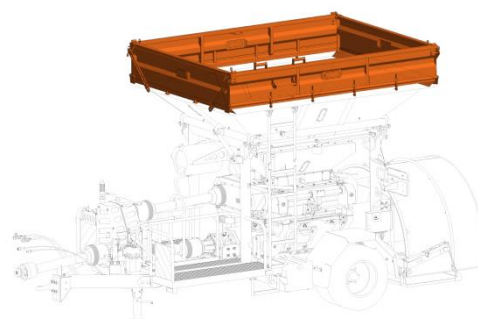
**21 CRANE**

str. 143 - 144



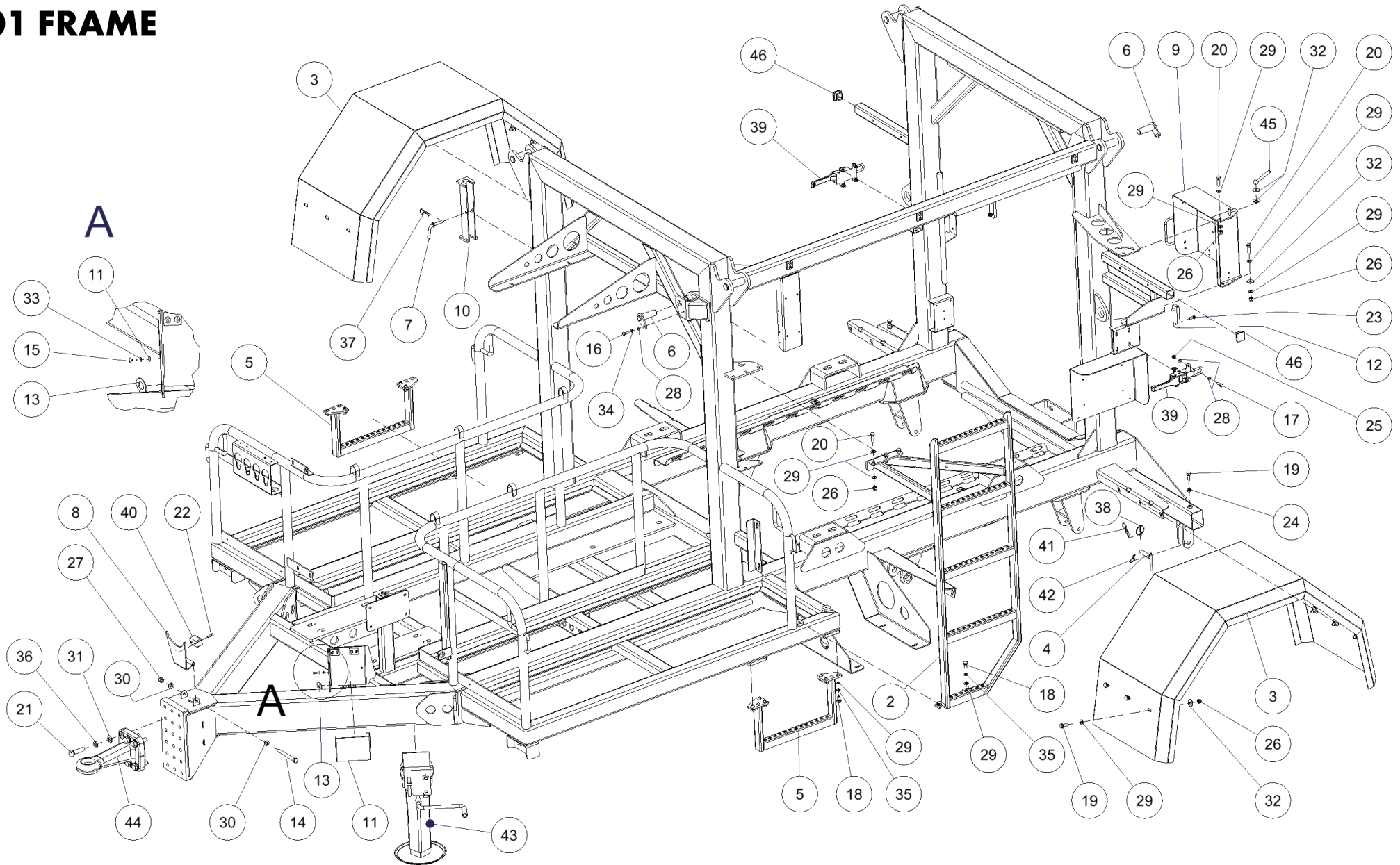
**23 SIEVE**

str. 145 - 146



**25 BODY**

# CP2 01 FRAME



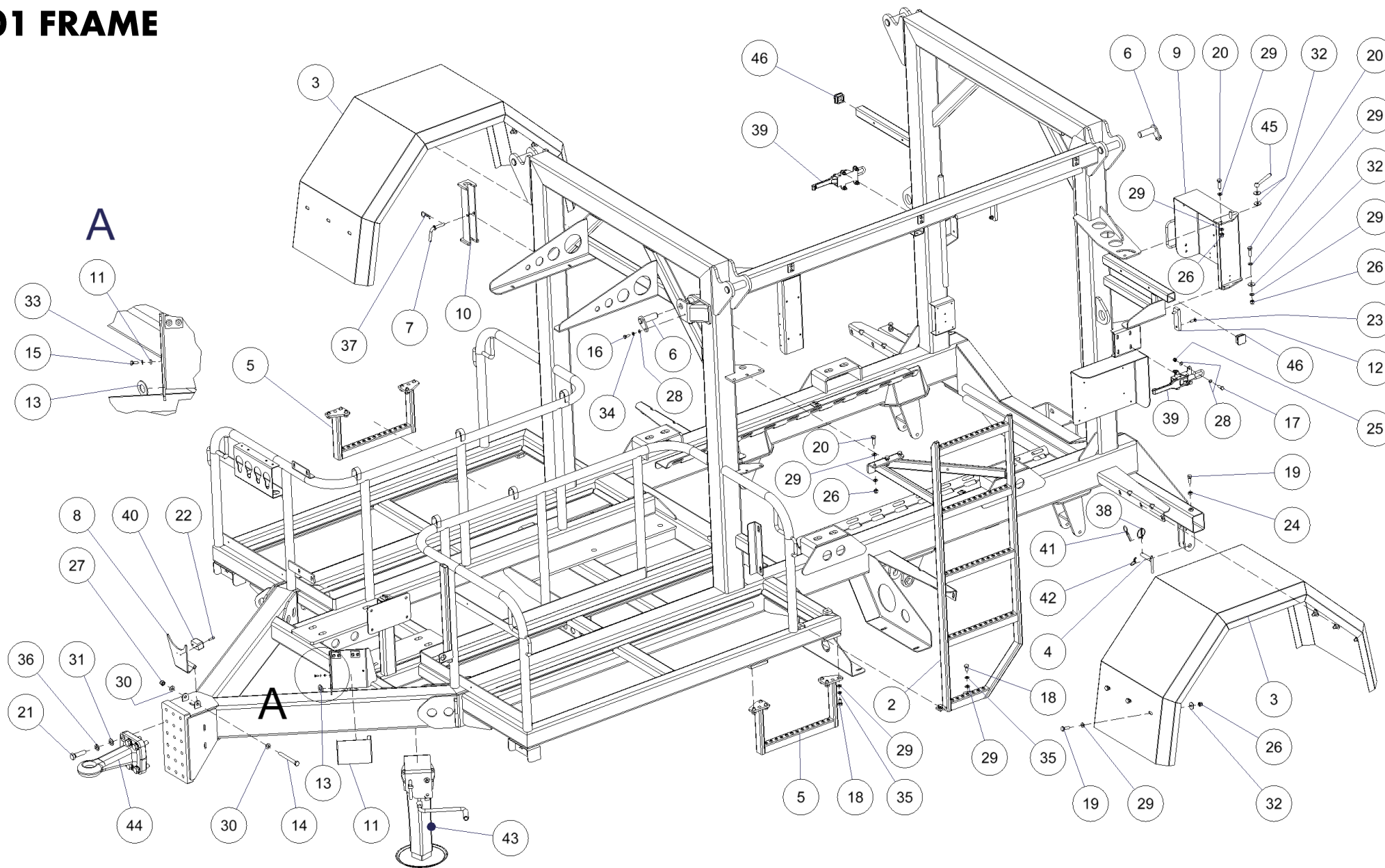
# CP2

## 01 FRAME

POSITION	PART NAME	EVIDENCE NUMBER	PRICE/1pc	PIECES	NOTE
1	Chassis frame	205 01 01 00_1		1	
2	Ladder lower	205 01 22 00_0		1	
3	Mudguard	205 01 24 00_1		2	
4	Plate pivot	117 01 06 00_0		2	
5	Crampon	123 01 21 00_1		2	
6	Pivot body	123 01 23 00_0		2	
7	Pivot of the locking platform	123 01 25 00_1		1	
8	Cardan holder	123 01 26 00_0		1	
9	Rotatable holder of control panel	123 01 27 00_1		1	
10	Hopper support	123 01 28 00_0		1	
11	Sheet metal for a sticker	123 01 30 00_0		1	
12	Tunnel stopper	123 01 00 01_1		2	
13	Washer for M18	123 01 00 03_0		4	
14	Screw M12x120 - 8.8 - Zn, DIN 931	0011212011		1	
15	Screw M5x12 - 8.8 - Zn, DIN 933	0020501211		2	
16	Screw M8x20 - 8.8 - Zn, DIN 933	0020802011		2	
17	Screw M8x25 - 8.8 - Zn, DIN 933	0020802511		8	
18	Screw M10x20 - 8.8 - Zn, DIN 933	0021002011		14	
19	Screw M10x30 - 8.8 - Zn, DIN 933	0021003011		14	
20	Screw M10x35 - 8.8 - Zn, DIN 933	0021003511		5	
21	Screw M16x60 - 8.8 - Zn, DIN 933	0021606011		6	
22	Screw imbus M6x20 - 8.8 - Zn, DIN 912	0030602011		2	
23	Screw M8x25 - 8.8 - Zn, DIN 7991	0040802511		4	
24	Nut M10 - 8 - Zn, DIN 934	2001000011		2	
25	Self-locking Nut M8 - 8 - Zn, DIN 982	2110800011		12	
26	Self-locking Nut M10 - 8 - Zn, DIN 982	2111000011		17	
27	Self-locking Nut M12 - 8 - Zn, DIN 982	2111200011		1	
28	Washer 8,4 - Zn, DIN 125	2500800001		22	
29	Washer 10,5 - Zn, DIN 125	2501000001		36	
30	Washer 13 - Zn, DIN 125	2501300001		2	



# CP2 01 FRAME

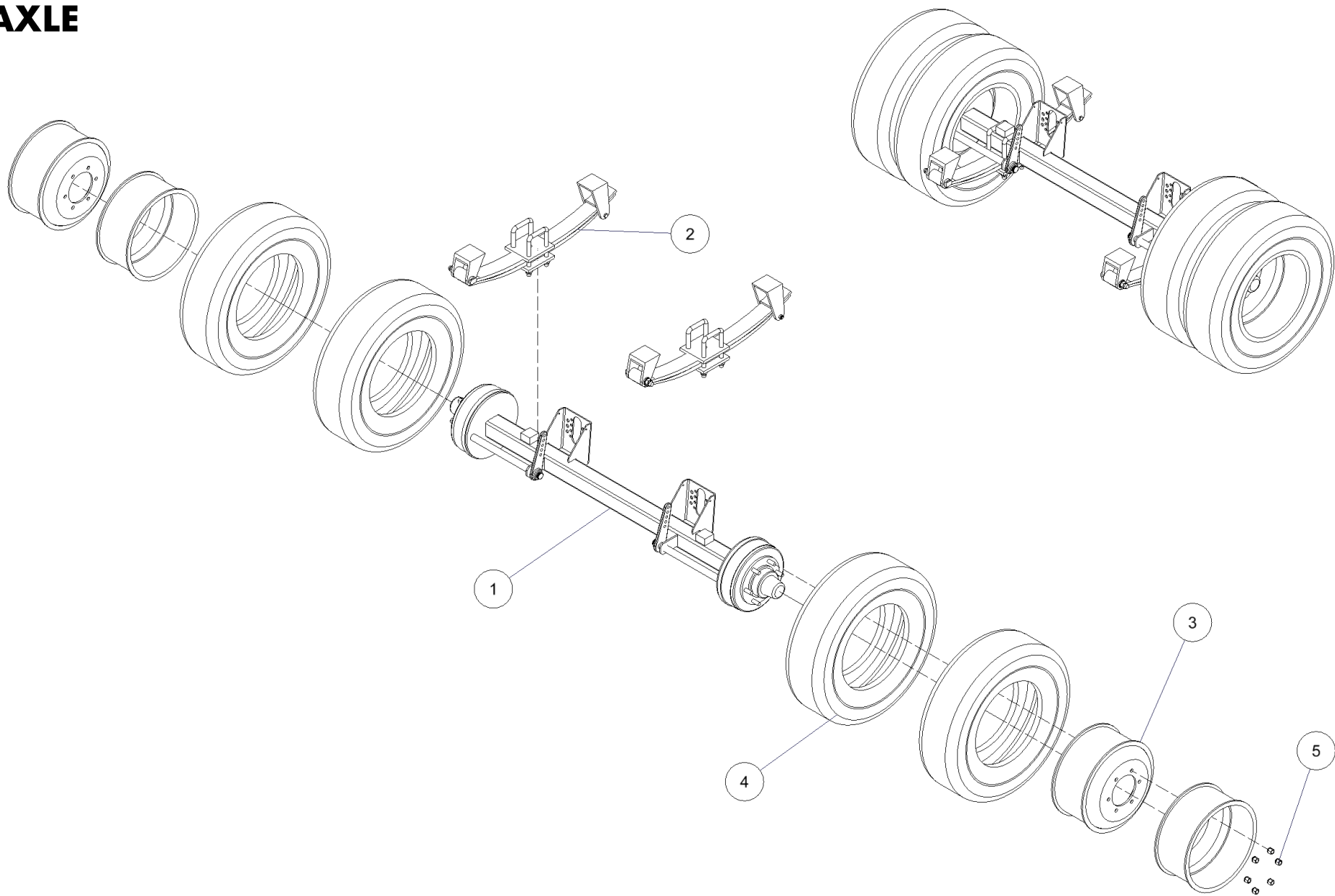


# CP2

## 01 FRAME

POSITION	PART NAME	EVIDENCE NUMBER	PRICE/1pc	PIECES	NOTE
31	Washer 17 - Zn, DIN 125	2501700001		6	
32	Big washer 10,5 - Zn	2541000001		16	
33	Flexible washer 5 - Zn, DIN 127	2580500001		2	
34	Flexible washer 8 - Zn, DIN 127	2580800001		2	
35	Flexible washer 10 - Zn, DIN 127	2581000001		14	
36	Flexible washer 16 - Zn, DIN 127	2581600001		6	
37	Spring split pin	900552		1	
38	Locking pivot with ring	900502		2	
39	Eccentric closure	900805		2	
40	Rubber	900563		1	
41	Rope	900325		3	
42	Chain with ring and with carabine	900667		2	
43	Support leg	900428		1	
44	Towing eye ø 40mm	900726		1	
45	Clamping lever	900444		1	
46	Profile plug	900848		2	

# CP2 02 AXLE

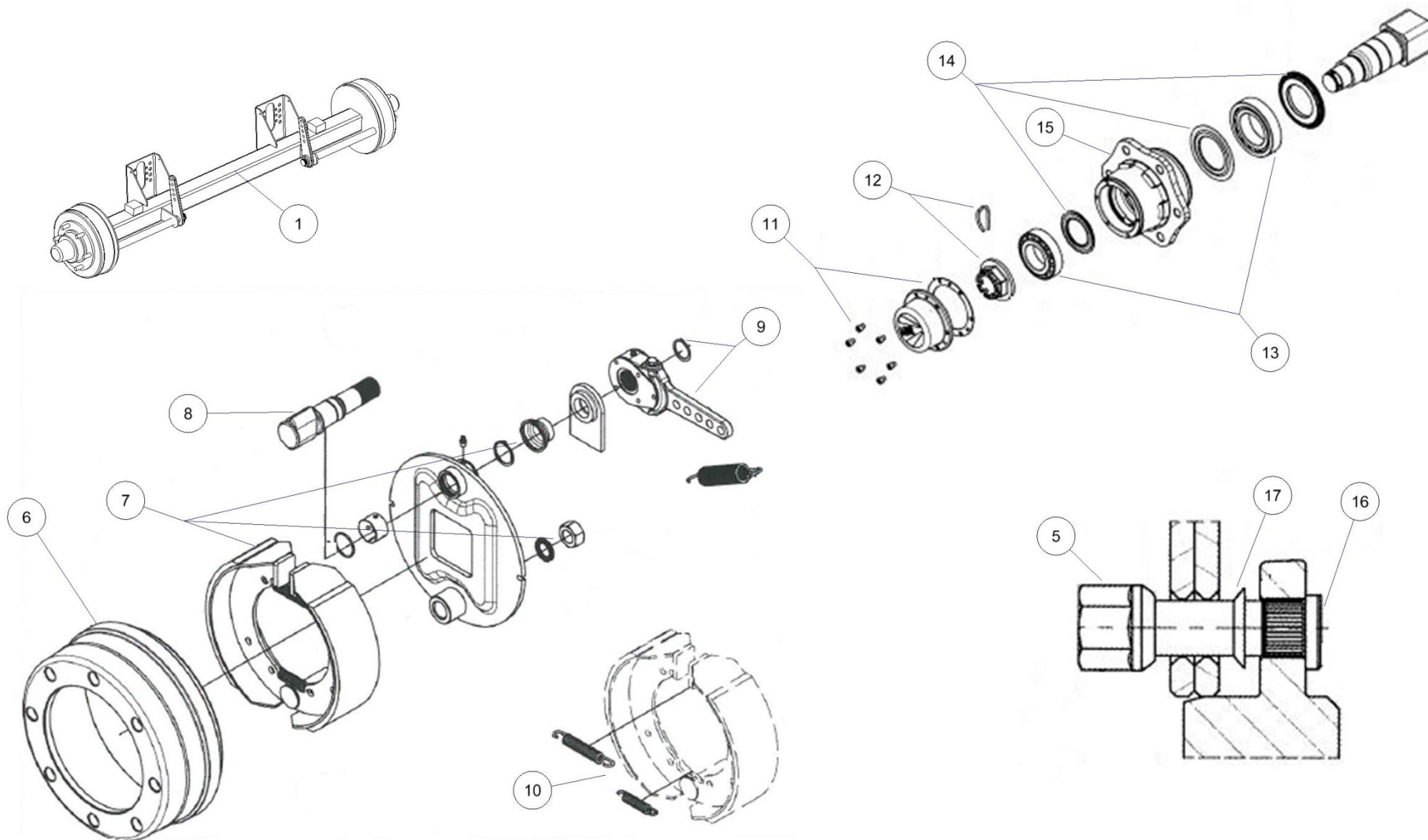


# CP2

## 02 AXLE

POSITION	PART NAME	EVIDENCE NUMBER	PRICE/1pc	PIECES	NOTE
1	Axle	205 02 02 00_0		1	
2	Parabolic spring	900548		1	
3	Rim	900611		4	
4	Tire	900490		4	
5	Wheel nut - set	900369		1	

# CP2 02 AXLE

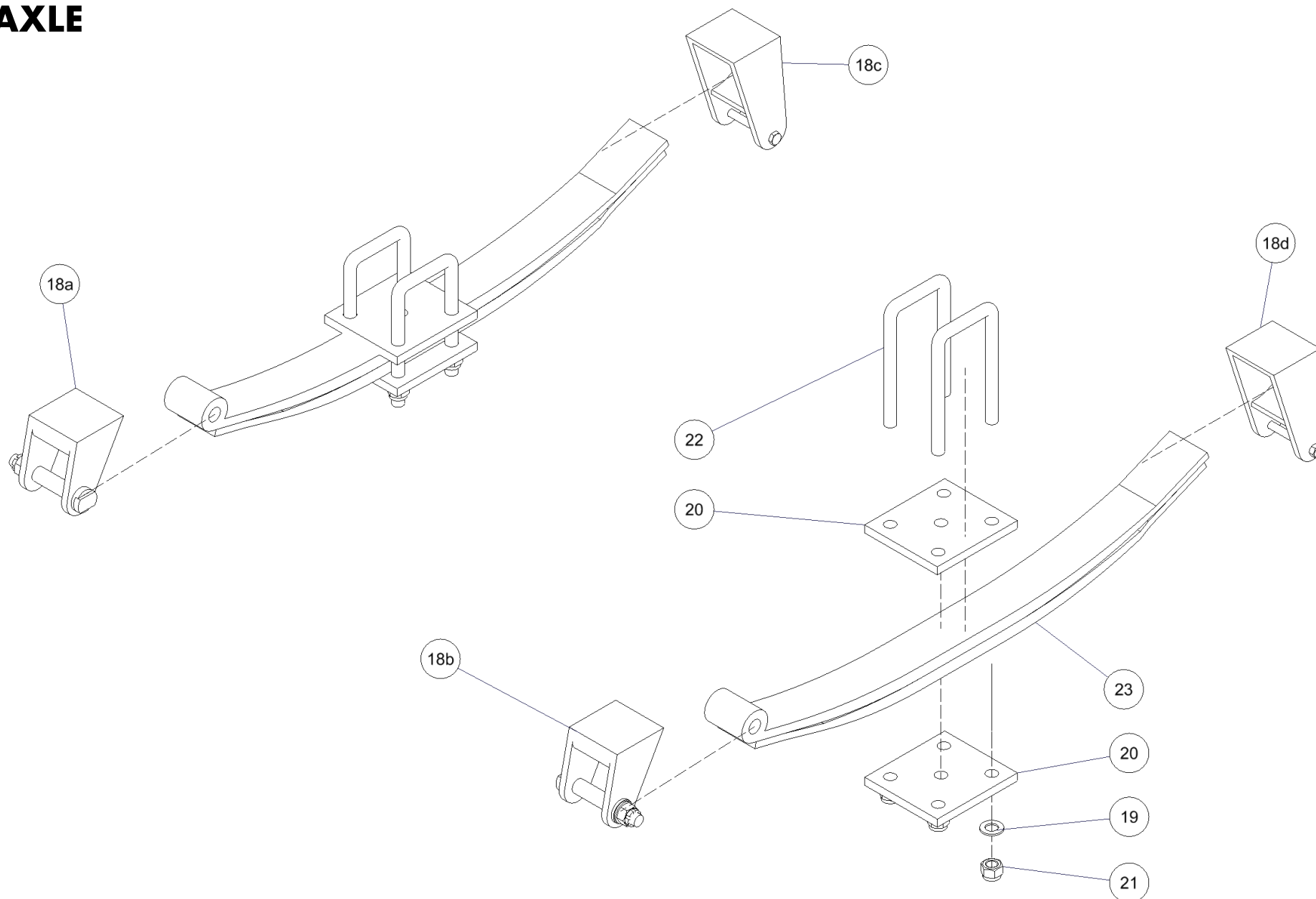


# CP2

## 02 AXLE

POSITION	PART NAME	EVIDENCE NUMBER	PRICE/1pc	PIECES	NOTE
1	Axle	205 02 02 00_0		1	
5	Wheel nut - set	900369		12	
6	Drum	900015		1	
7	Brake jaw with sealing set	900008		1	
8	Shaft	900228		1	
9	Lever with ring - set	900443		1	
10	Springs - set	900671		1	
11	Set of cover lid	900669		1	
12	Bearings - set	900670		1	
13	Bearings - set	900670		1	
14	Self-adhesive rubber profile	900673		1	
15	Hub	900383		1	
16	Set of pivot wheel	900016		1	
17	Double wheel ring	900896		1	

# CP2 02 AXLE



# CP2

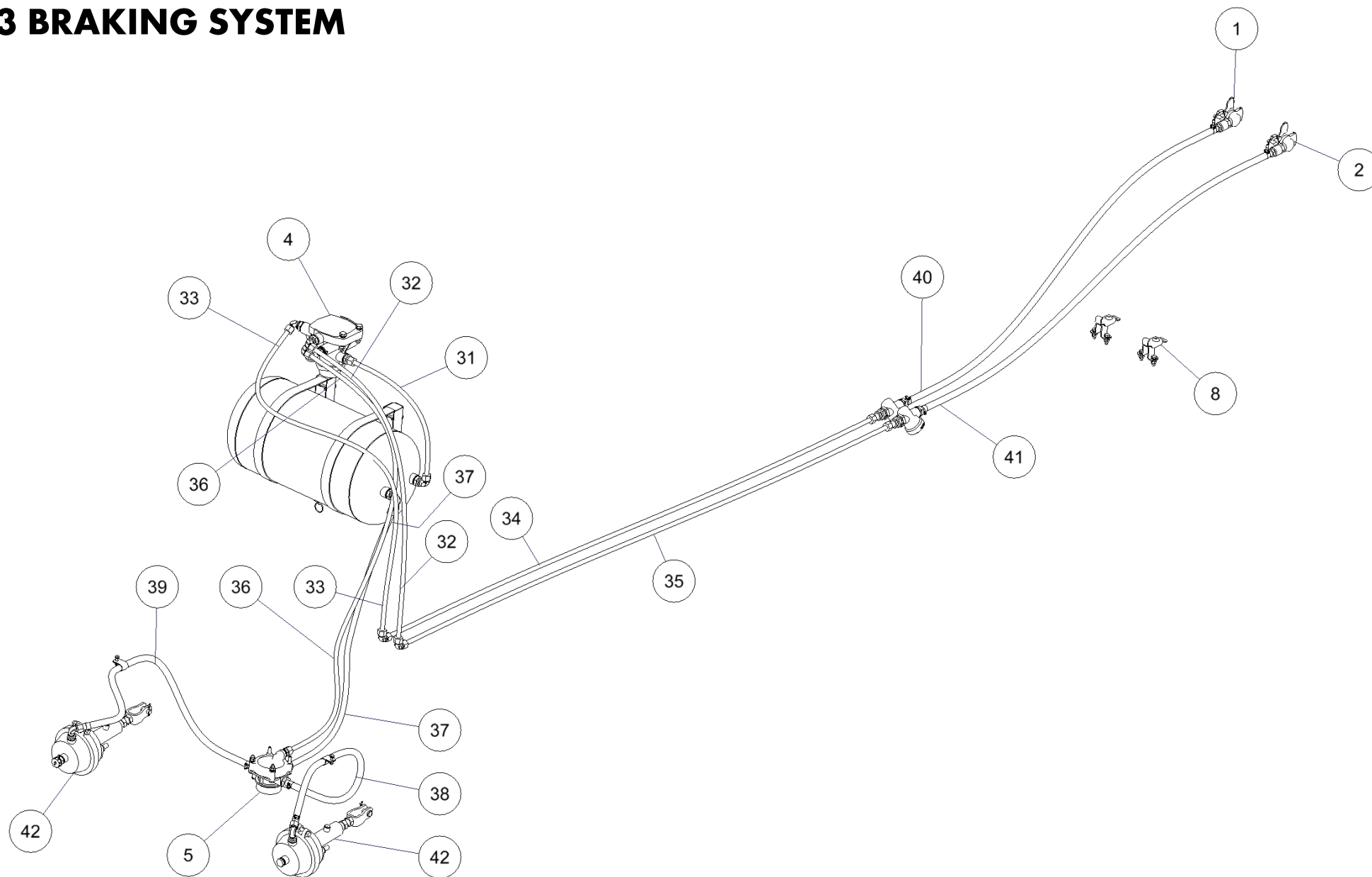
## 02 AXLE

POSITION	PART NAME	EVIDENCE NUMBER	PRICE/1pc	PIECES	NOTE
18a	Front console - R	900897		1	
18b	Front console - L	900898		1	
18c	Rear console - R	900899		1	
18d	Rear console - L	900900		1	
19	Washer	900901		8	
20	Plate	900902		4	
21	Security nut	900903		8	
22	U- screw	900904		4	
23	Spring sheet	900905		2	



# CP2

## 03 BRAKING SYSTEM



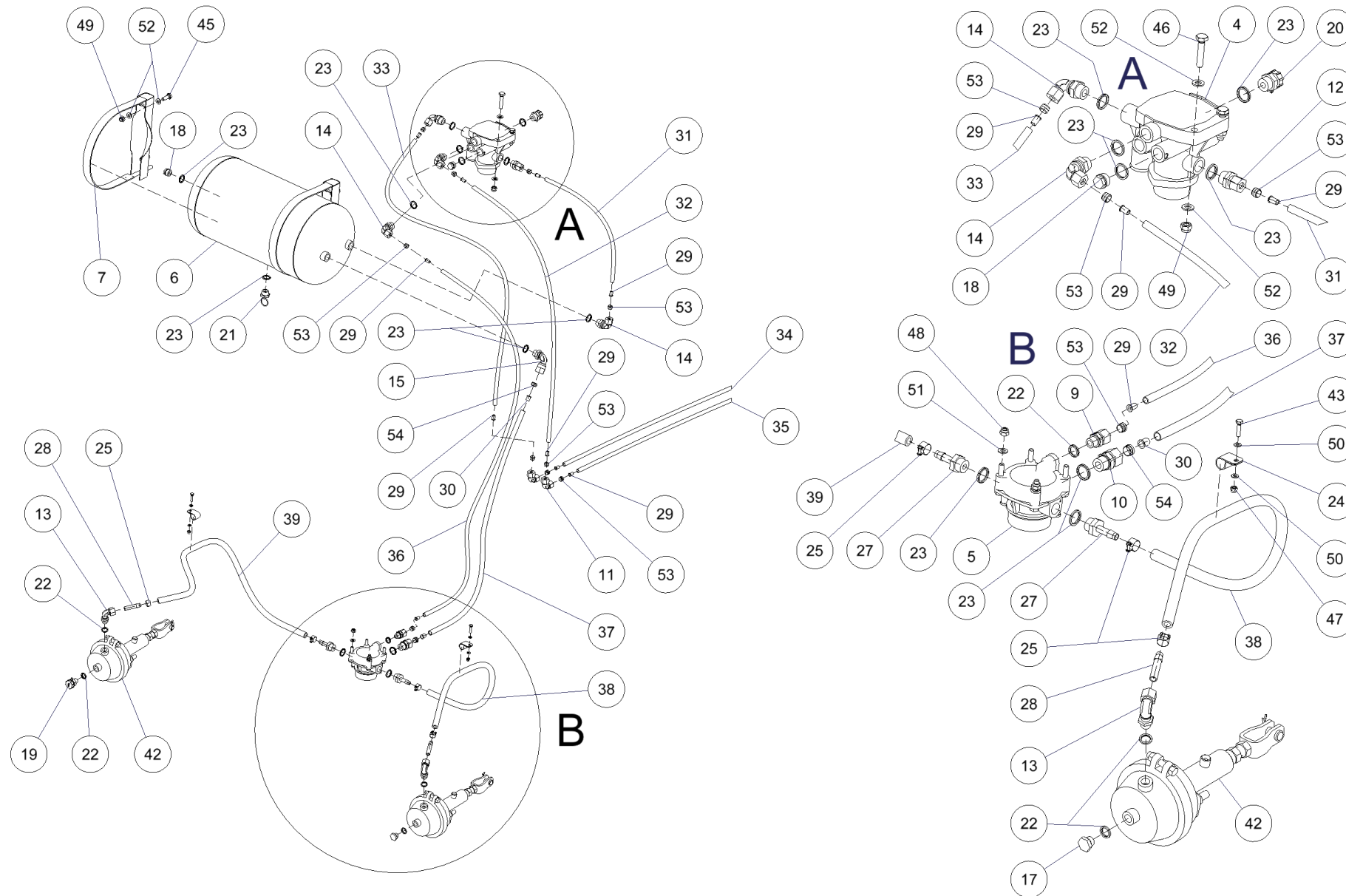
# CP2

## 03 BRAKING SYSTEM

POSITION	PART NAME	EVIDENCE NUMBER	PRICE/1pc	PIECES	NOTE
1	Coupling head red	900693		1	
2	Coupling head yellow	900695		1	
4	Brake valve	900014		1	
5	Relay valve	900624		1	
8	Coupling head holder	900036		2	
31	Plastic tube	900476		1	
32	Plastic tube	900469		1	
33	Plastic tube	900470		1	
34	Plastic tube	900473		1	
35	Plastic tube	900474		1	
36	Plastic tube	900472		1	
37	Plastic tube	900478		1	
38	Rubber hose	900121		1	
39	Rubber hose	900121		1	
40	Rubber hose	900123		1	
41	Rubber hose	900123		1	
42	Brake roller	900011		2	

# CP2

## 03 BRAKING SYSTEM

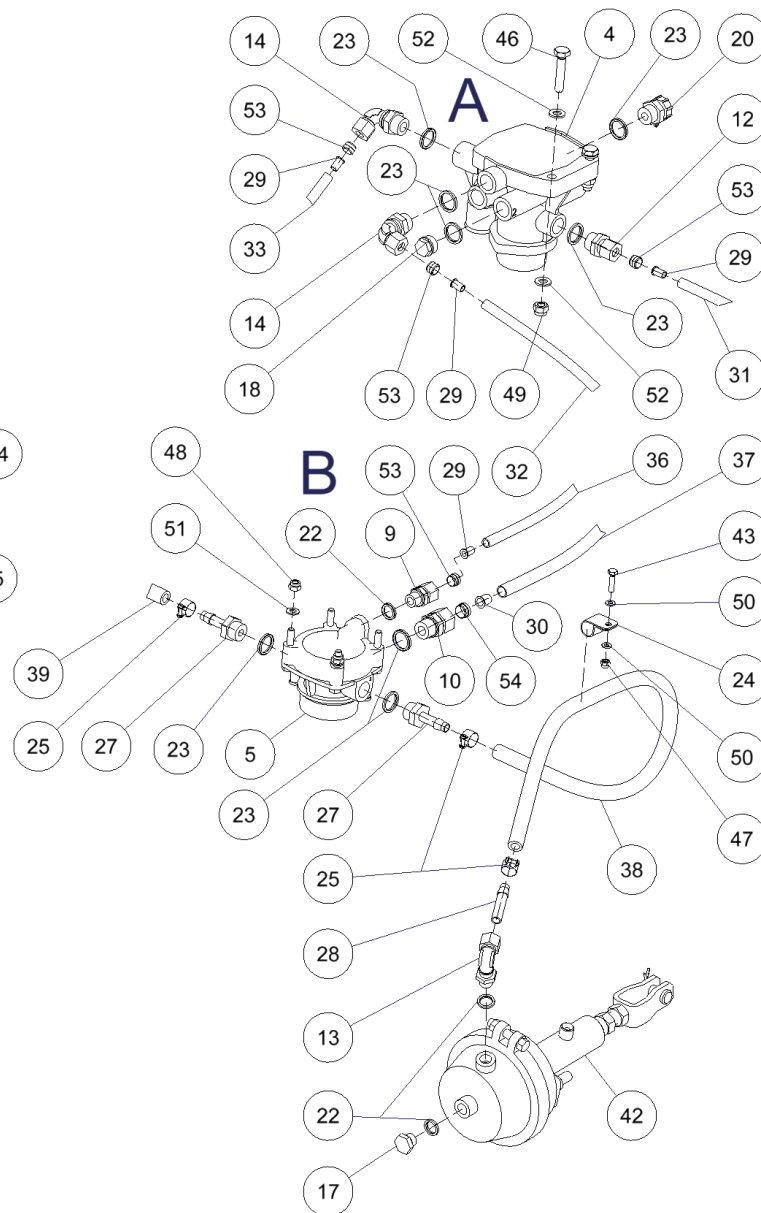
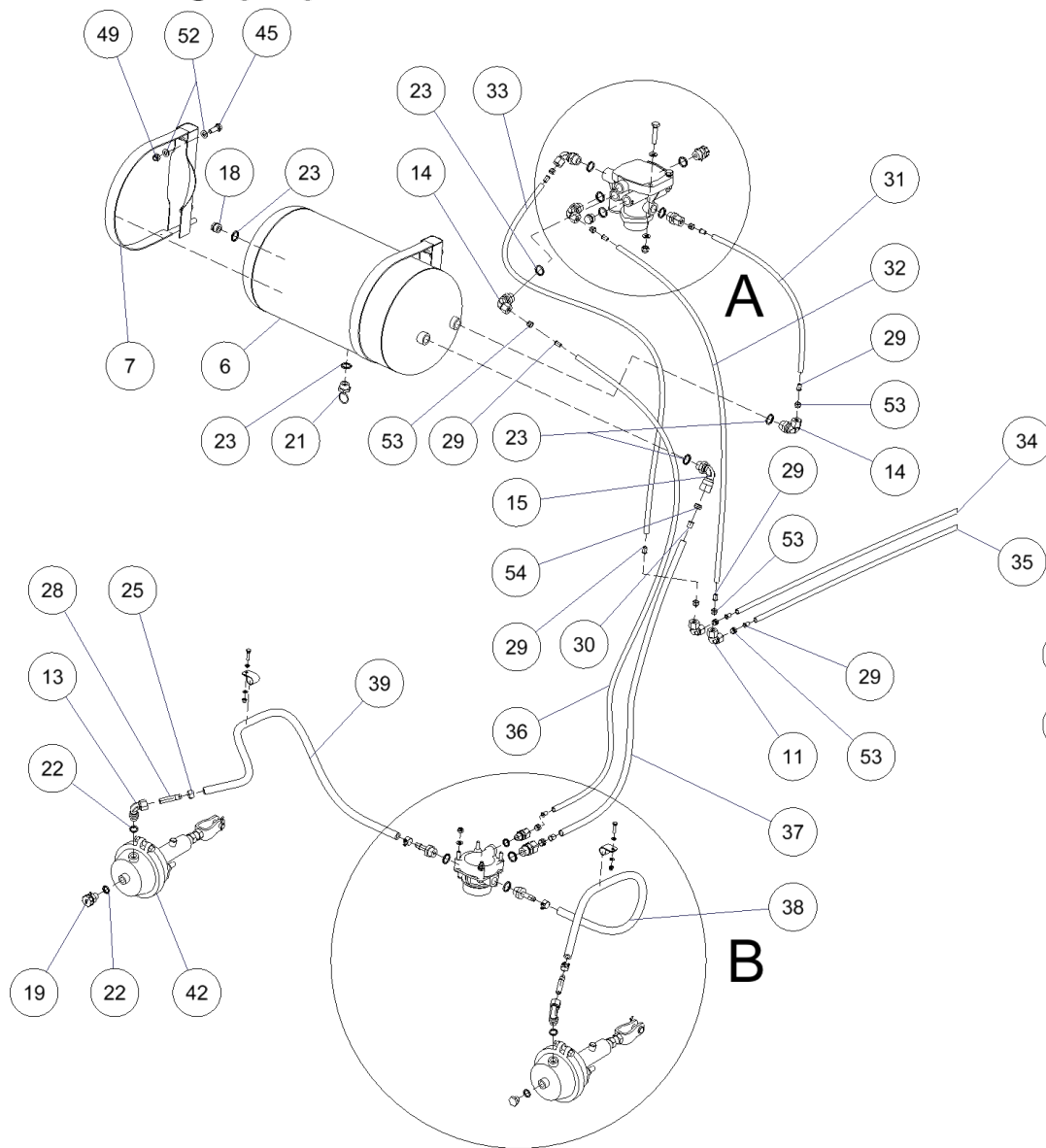


# CP2

## 03 BRAKING SYSTEM

POSITION	PART NAME	EVIDENCE NUMBER	PRICE/1pc	PIECES	NOTE
4	Brake valve	900014		1	
5	Relay valve	900624		1	
6	Air reservoir	900831		1	
7	Air reservoir holder	900050		2	
9	Direct screwing	900601		1	
10	Direct screwing	900603		1	
11	Knee	900273		2	
12	Direct screwing	900602		1	
13	Knee	900270		2	
14	Knee	900271		4	
15	Knee	900272		1	
17	Plug	900862		1	
18	Plug	900863		2	
19	Plug with measuring output	900866		1	
20	Plug with measuring output	900867		1	
21	Draining valve of the air reservoir	900421		1	
22	Seal	900731		7	
23	Seal	900732		17	
24	Hose clip	900574		2	
25	Tightening clip	900703		8	
27	Hose clamp	900218		4	
28	Hose clamp	900219		2	
29	Clamp	900395		12	
30	Clamp	900396		2	
31	Plastic tube	900476		1	
32	Plastic tube	900469		1	
33	Plastic tube	900470		1	
34	Plastic tube	900473		1	
35	Plastic tube	900473		1	
36	Plastic tube	900472		1	
37	Plastic tube	900478		1	
38	Rubber hose	900121		1	
39	Rubber hose	900121		1	

# CP2 03 BRAKING SYSTEM



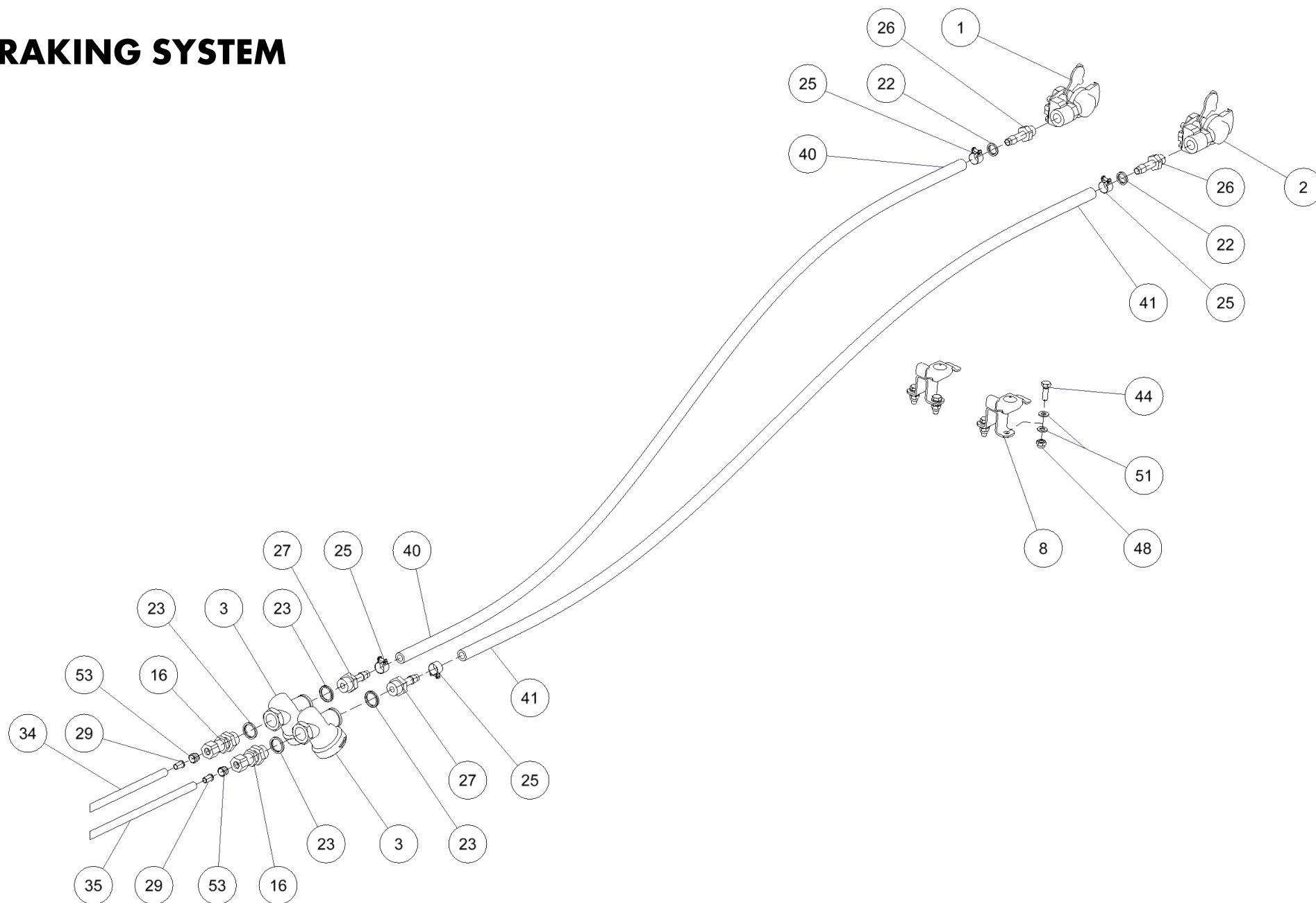
# CP2

## 03 BRAKING SYSTEM

POSITION	PART NAME	EVIDENCE NUMBER	PRICE/1pc	PIECES	NOTE
42	Brake roller	900011		2	
43	Screw M6x25 - 8.8 - Zn, DIN 933	0020602511		2	
45	Screw M10x30 - 8.8 - Zn, DIN 933	0021003011		4	
46	Screw M10x50 - 8.8 - Zn, DIN 933	0021005011		2	
47	Self-locking Nut M6 - 8 - Zn, DIN 982	2110600011		2	
48	Self-locking Nut M8 - 8 - Zn, DIN 982	2110800011		6	
49	Self-locking Nut M10 - 8 - Zn, DIN 982	2111000011		6	
50	Washer 6,4 - Zn, DIN 125	2500600001		4	
51	Washer 8,4 - Zn, DIN 125	2500800001		10	
52	Washer 10,5 - Zn, DIN 125	2501000001		12	
53	Notch ring	900840		1	
54	Notch ring	900895		1	

# CP2

## 03 BRAKING SYSTEM



# CP2

## 03 BRAKING SYSTEM

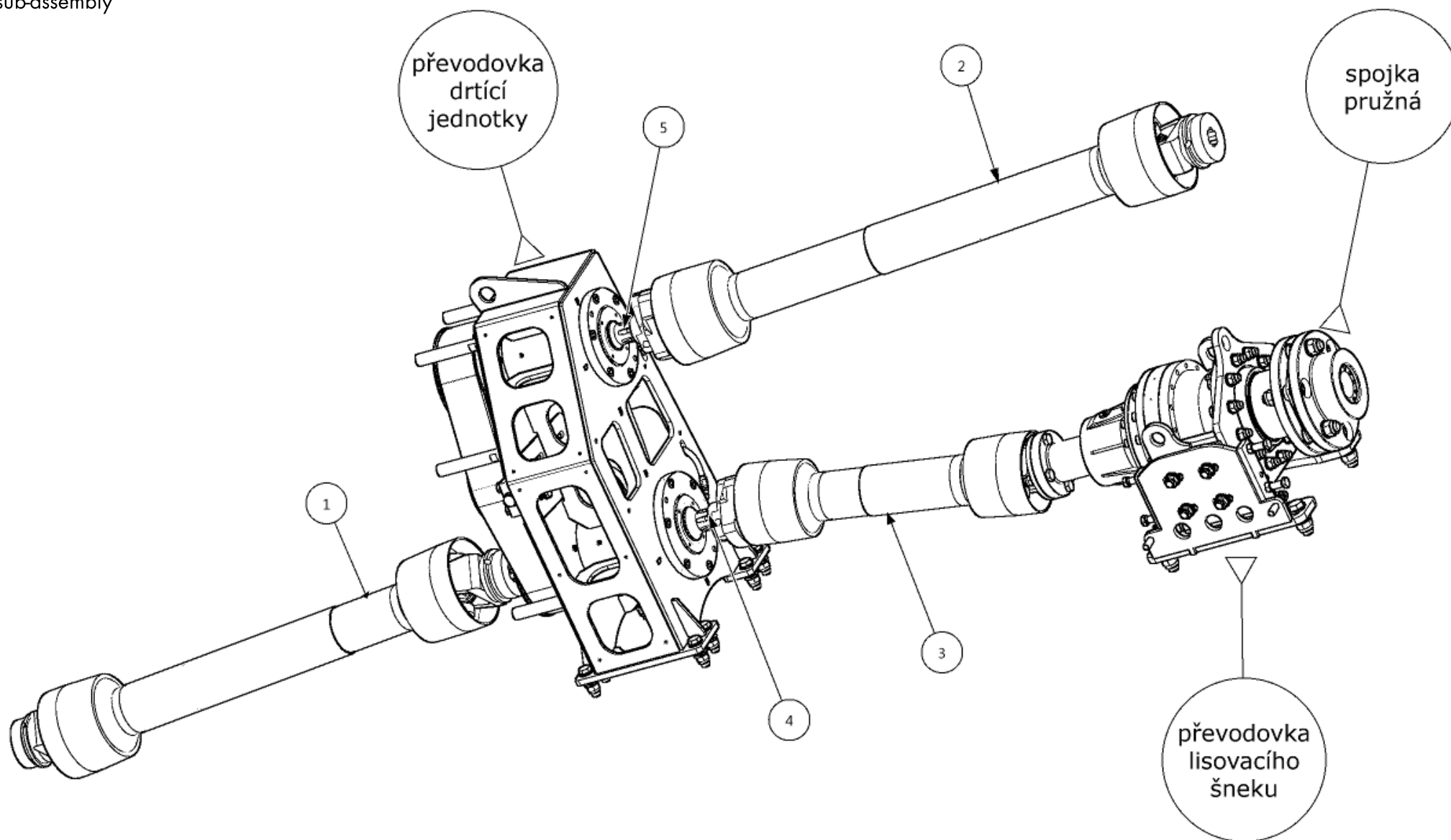
POSITION	PART NAME	EVIDENCE NUMBER	PRICE/1pc	PIECES	NOTE
1	Coupling head red	900693		1	
2	Coupling head yellow	900695		1	
3	Air filter	900833		2	
8	Coupling head holder	900036		2	
16	Direct screwing	900600		2	
22	Seal	900731		7	
23	Seal	900732		17	
25	Tightening clip	900703		8	
26	Hose clamp	900218		2	
27	Hose clamp	900219		4	
29	Stiffening box	900829		12	
34	Plastic tube	900473		1	
35	Plastic tube	900473		1	
40	Rubber hose	900123		1	
41	Rubber hose	900123		1	
44	Screw M8x25 - 8.8 - Zn, DIN 933	0020802511		4	
48	Self-locking Nut M8 - 8 - Zn, DIN 982	2110800011		6	
51	Washer 8,4 - Zn, DIN 125	2500800001		10	
53	Notch ring	900840		1	



# CP2

## 04 DRIVE, GEARS

sub-assembly



## CP2

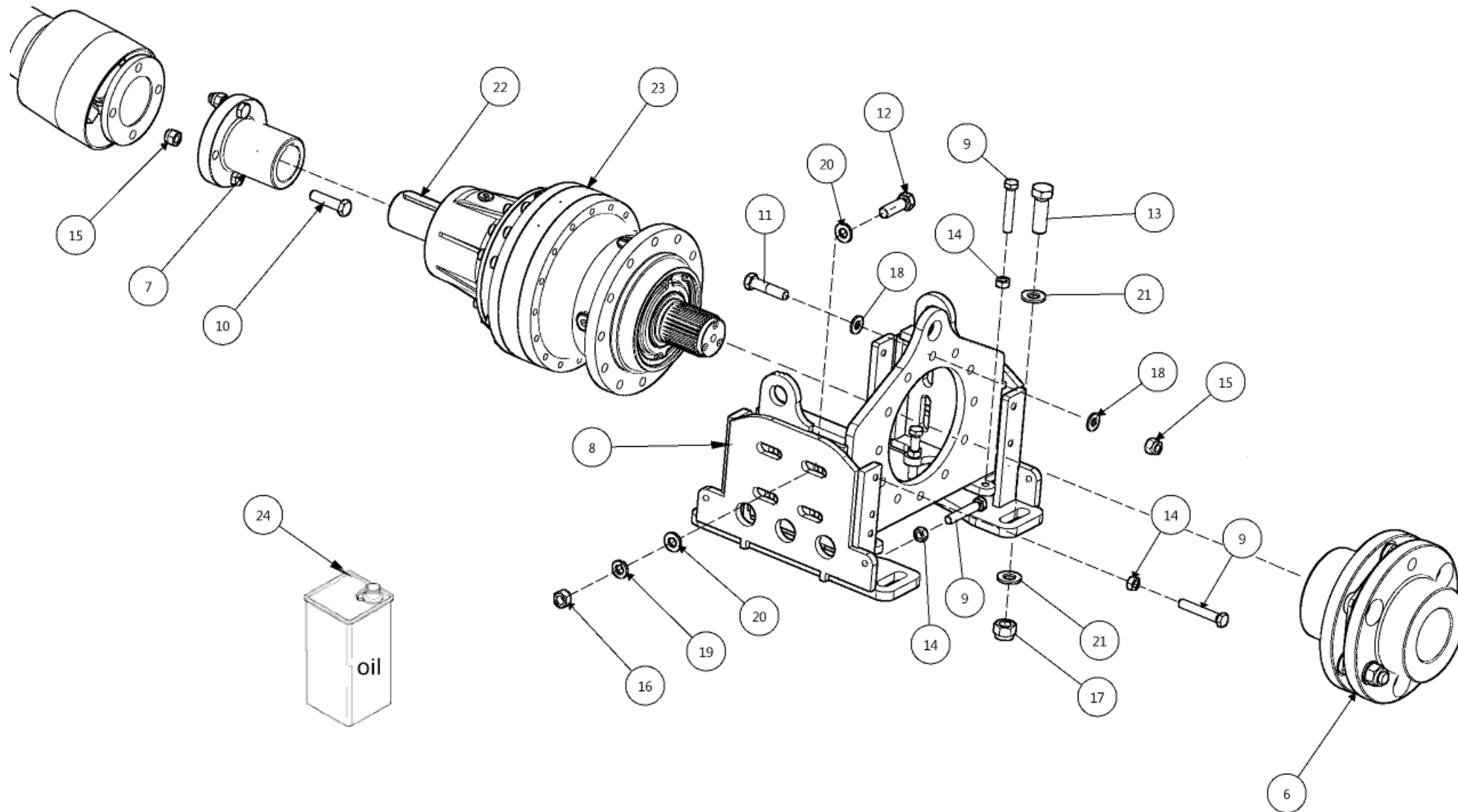
### 04 DRIVE, GEARS - sub-assembly

POSITION	PART NAME	EVIDENCE NUMBER	PRICE/1pc	PIECES	NOTE
	Gearbox (for crushing unit)	123 04 01 00_4		1	
	Flexible coupling	123 04 05 00_0		1	
	Gearbox holder	123 04 06 00_1		1	
1	Cardan	900245		1	
2	Cardan	900247		1	
3	Cardan	900246		1	
4	Screw M10x50 - 8.8 - Zn, DIN 931	0011005011		1	
	Self-locking Nut M10 - 8 - Zn, DIN 982	2111000011		1	
5	Screw M12x70 - 8.8 - Zn, DIN 931	0011207011		1	
	Self-locking Nut M12 - 8 - Zn, DIN 982	2111200011		1	

# CP2

## 04 DRIVE, GEARS

auger gearbox



## CP2

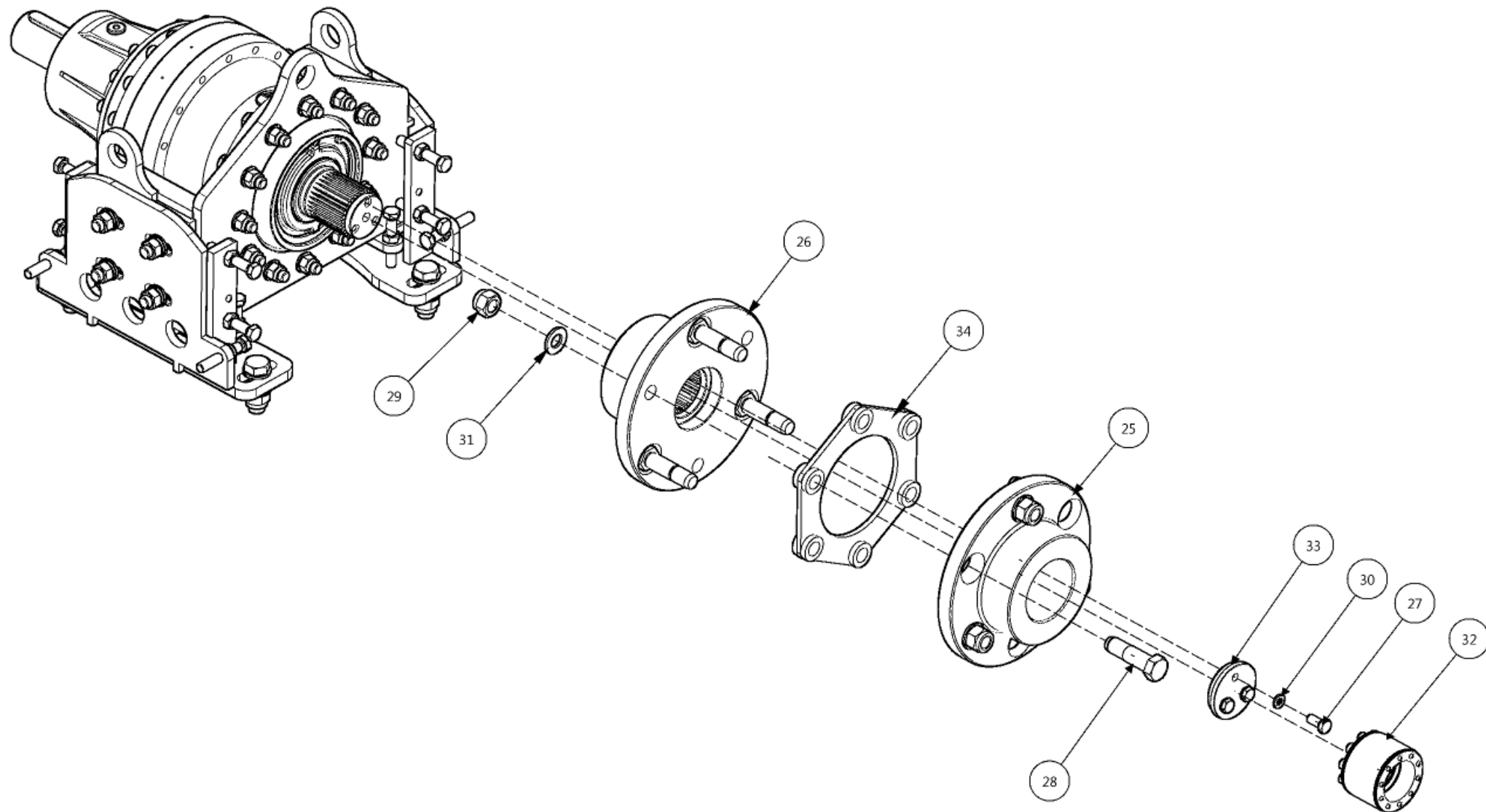
### 04 DRIVE, GEARS - auger gearbox

POSITION	PART NAME	EVIDENCE NUMBER	PRICE/1pc	PIECES	NOTE
6	Flexible coupling	123 04 05 00_0		1	
7	Cardan flange	123 04 00 01_0		1	
8	Gearbox holder	123 04 06 00_1		1	
9	Screw M12x80 - 8.8 - Zn, DIN 933	0021208011		16	
10	Screw M14x60 - 10.9 - Zn, DIN 931	0011406021		4	
11	Screw M14x65 - 10.9 - Zn, DIN 931	0011406521		16	
12	Screw M16x55 - 10.9 - Zn, DIN 933	0021605521		10	
13	Screw M20x65 - 10.9 - Zn, DIN 933	0022006521		4	
14	Nut M12 - 8 - Zn, DIN 934	2001200011		16	
15	Self-locking Nut M14 - 10 - Zn, DIN 982	2111400021		16	
16	Nut M16 - 10 - Zn, DIN 934	2001600021		10	
17	Self-locking Nut M20 - 10 - Zn, DIN 982	2112000021		4	
18	Washer 15 - Zn, DIN 125	2501500001		24	
19	Flexible washer 16 - Zn, DIN 127	2581600001		8	
20	Washer 17 - Zn, DIN 125	2501700001		16	
21	Washer 21 - Zn, DIN 125	2502100001		8	
22				1	
23	Planetary gearbox	900463		1	
24				3,5 L	

# CP2

## 04 DRIVE, GEARS

clutch



## CP2

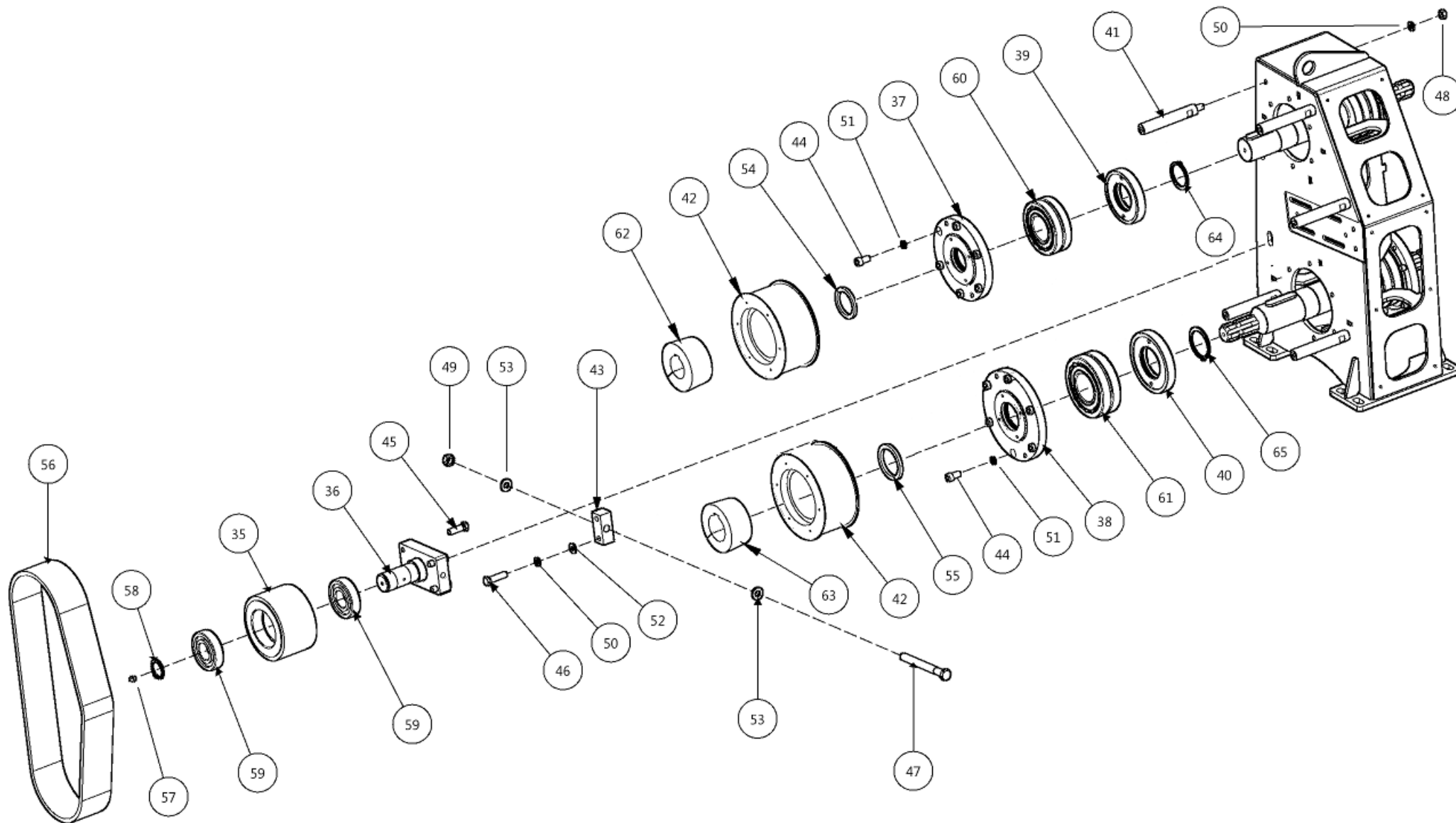
04 DRIVE, GEARS - clutch

POSITION	PART NAME	EVIDENCE NUMBER	PRICE/1pc	PIECES	NOTE
25	Coupling flange	123 04 05 01_0		1	
26	Flexible coupling	123 04 05 00_0		1	
27	Screw M10x25 - 8.8 - Zn, DIN 933	0021002511		3	
28	Screw M20 x 80 - 10.9 - Zn, DIN 609	0292008021		6	
29	Self-locking Nut M20 - 10 - Zn, DIN 982	2112000021		6	
30	Flexible washer 10 - Zn, DIN 127	2581000001		3	
31	Washer 21 - Zn, DIN 125	2502100001		6	
32				1	
33	Hub lock	900496		1	
34	Lamellar coupling	900324		1	

# CP2

## 04 DRIVE, GEARS

gearbox, front view



## CP2

04 DRIVE, GEARS – gearbox, front view

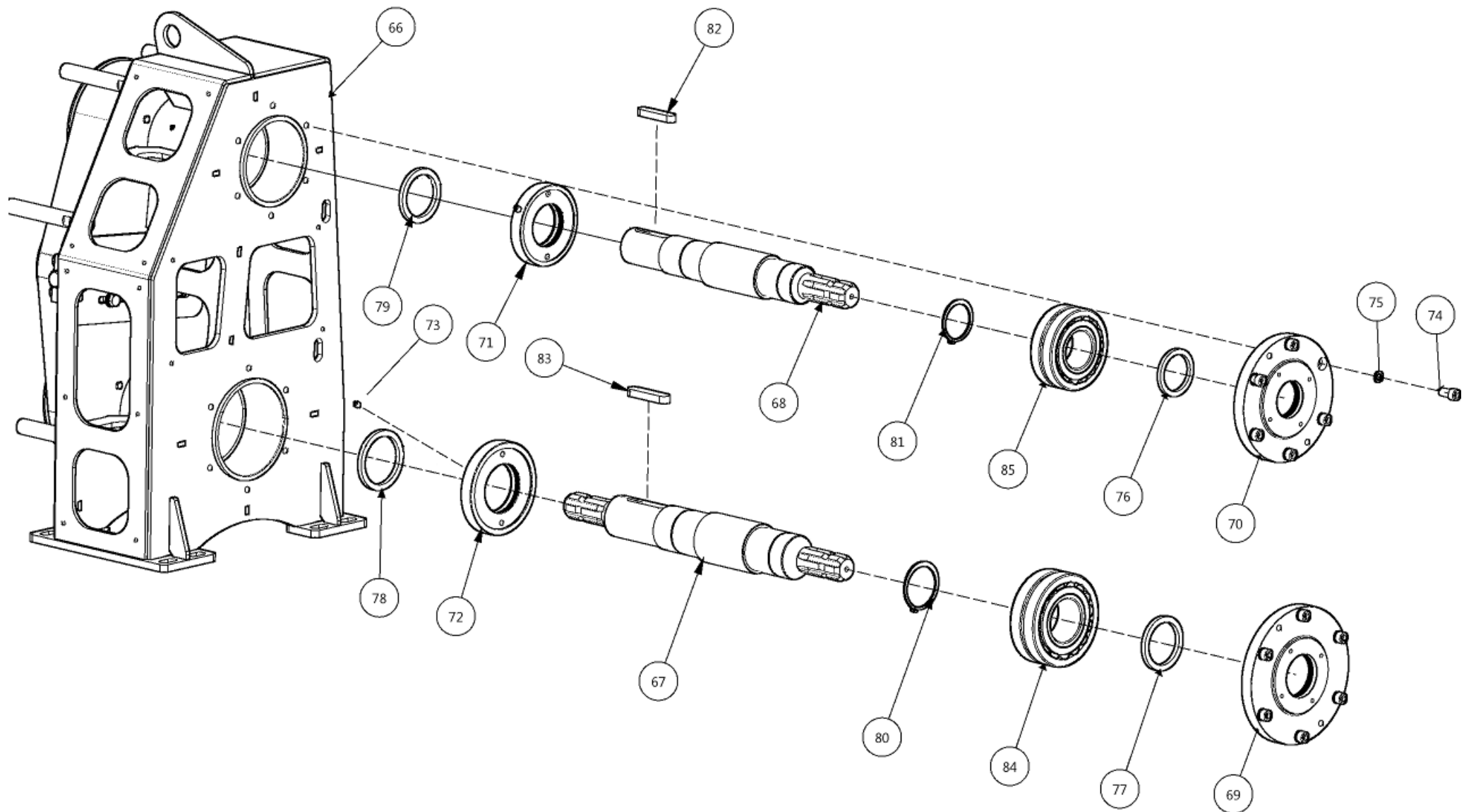
POSITION	PART NAME	EVIDENCE NUMBER	PRICE/1pc	PIECES	NOTE
35	Pulley 14M-38S-90	123 04 01 08_1		1	
36	Chain tensioner	123 04 03 00_3		1	
37	Bearing lid	123 04 01 04_1		1	
38	Bearing lid	123 04 01 03_1		1	
39	Supporting ring	124 04 01 03_0		1	
40	Supporting ring	123 04 01 05_0		1	
41	Cover holder	123 04 01 07_0		5	
42	Pulley 14M-48S-90	123 04 01 10_0		1	
43	Tensioning screw holder	123 04 01 06_1		1	
44	Screw imbus M12x25 - 8.8 - Zn, DIN 912	0031202511		12	
45	Screw M12x45 - 8.8 - Zn, DIN 933	0021204511		4	
46	Screw M12x55 - 8.8 - Zn, DIN 933	0021205511		2	
47	Screw M16x180 - 8.8 - Zn, DIN 933	0021618011		1	
48	Nut M12 - 8 - Zn, DIN 934	2001200011		5	
49	Nut M16 - 8 - Zn, DIN 934	2001600011		1	
50	Flexible washer 12 - Zn, DIN 127	2581200001		7	
51	Flexible washer for imbus 12 - Zn, DIN 7980	2601200001		12	
52	Washer 13 - Zn, DIN 125	2501300001		2	
53	Washer 17 - Zn, DIN 125	2501700001		2	
54				1	
55				1	
56				1	
57				1	
58				1	
59				2	
60				1	
61				1	
62				1	
63				1	
64				1	
65				1	



# CP2

## 04 DRIVE, GEARS

gearbox, rear view



## CP2

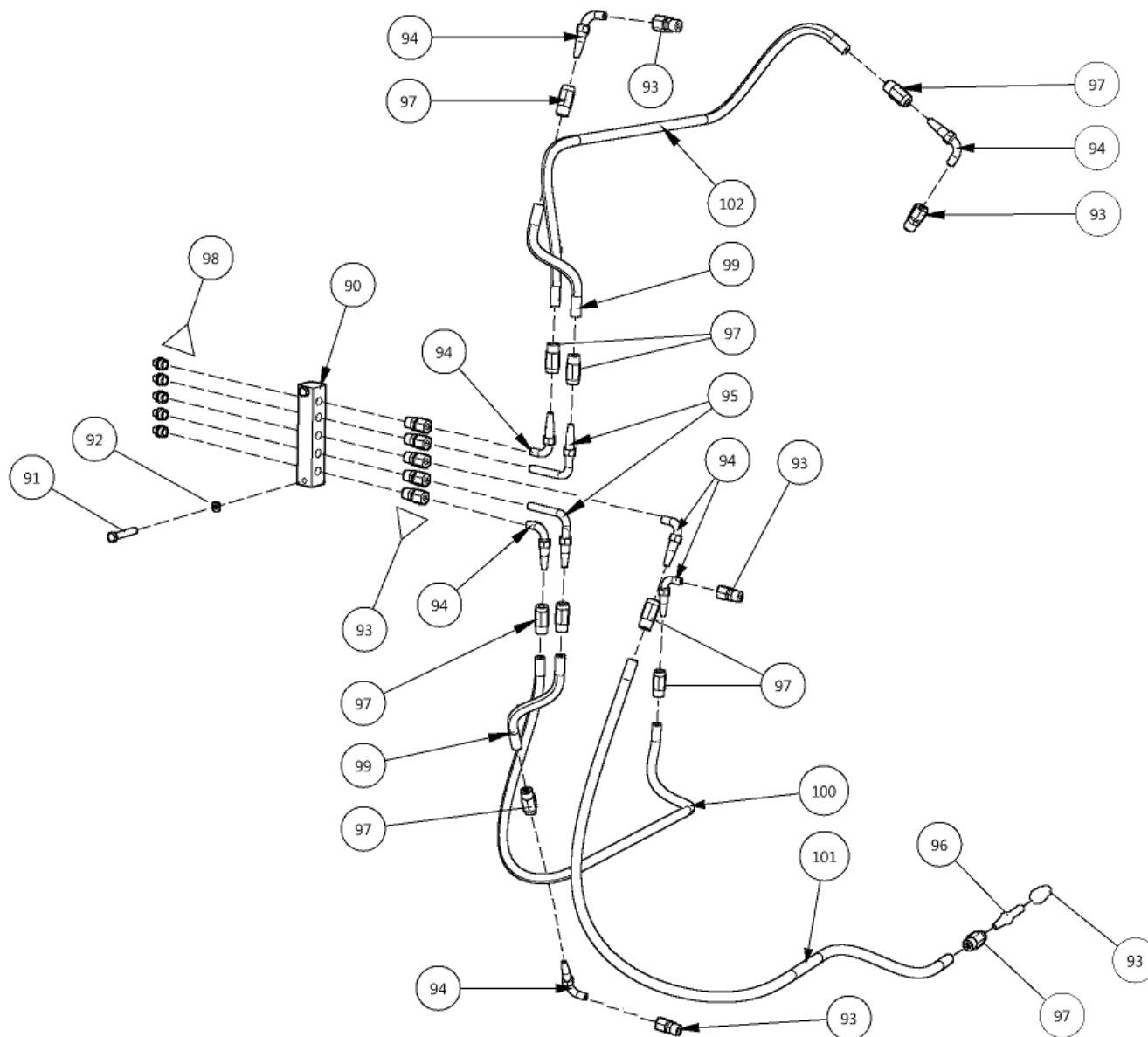
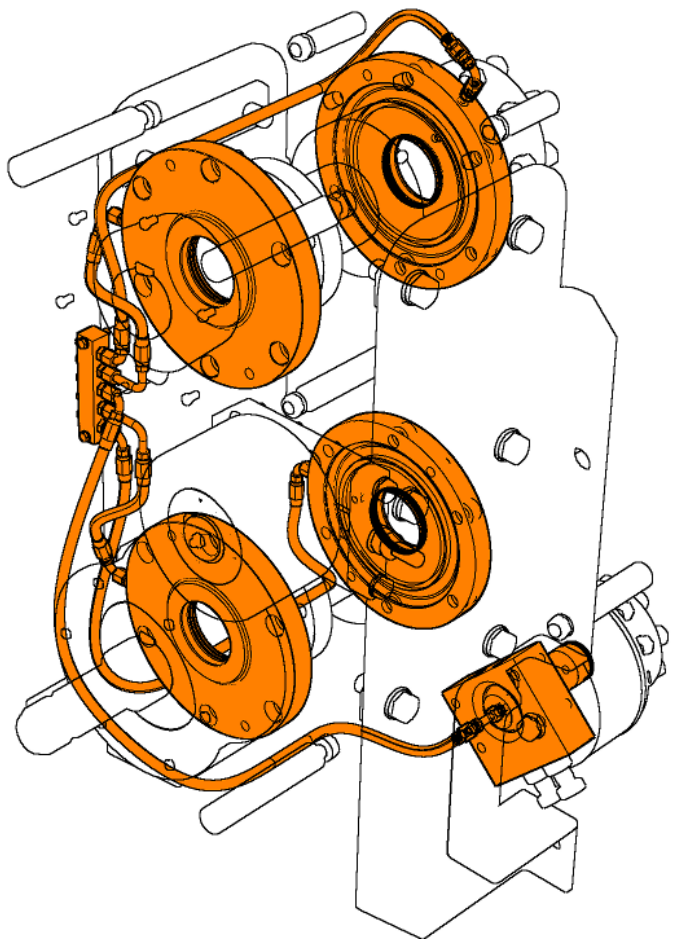
04 DRIVE, GEARS - gearbox, rear view

POSITION	PART NAME	EVIDENCE NUMBER	PRICE/1pc	PIECES	NOTE
66	Chain gearbox case	123 04 02 00_1		1	
67	Shaft	123 04 01 11_0		1	
68	Shaft	123 04 01 12_0		1	
69	Bearing lid	123 04 01 03_1		1	
70	Bearing lid	123 04 01 04_1		1	
71	Supporting ring	124 04 01 03_0		1	
72	Hub lid	124 04 01 05_2		1	
73	Screw imbus M8x10 - 8.8 - Zn, DIN 913	0030801011		2	
74	Screw imbus M12x25 - 8.8 - Zn, DIN 912	0031202511		12	
75	Flexible washer for imbus 12 - Zn, DIN 7980	2601200001		12	
76				1	
77				1	
78				1	
79				1	
80				1	
81				1	
82				1	
83				1	
84				1	
85				1	

# CP2

## 04 DRIVE, GEARS

Lubrication



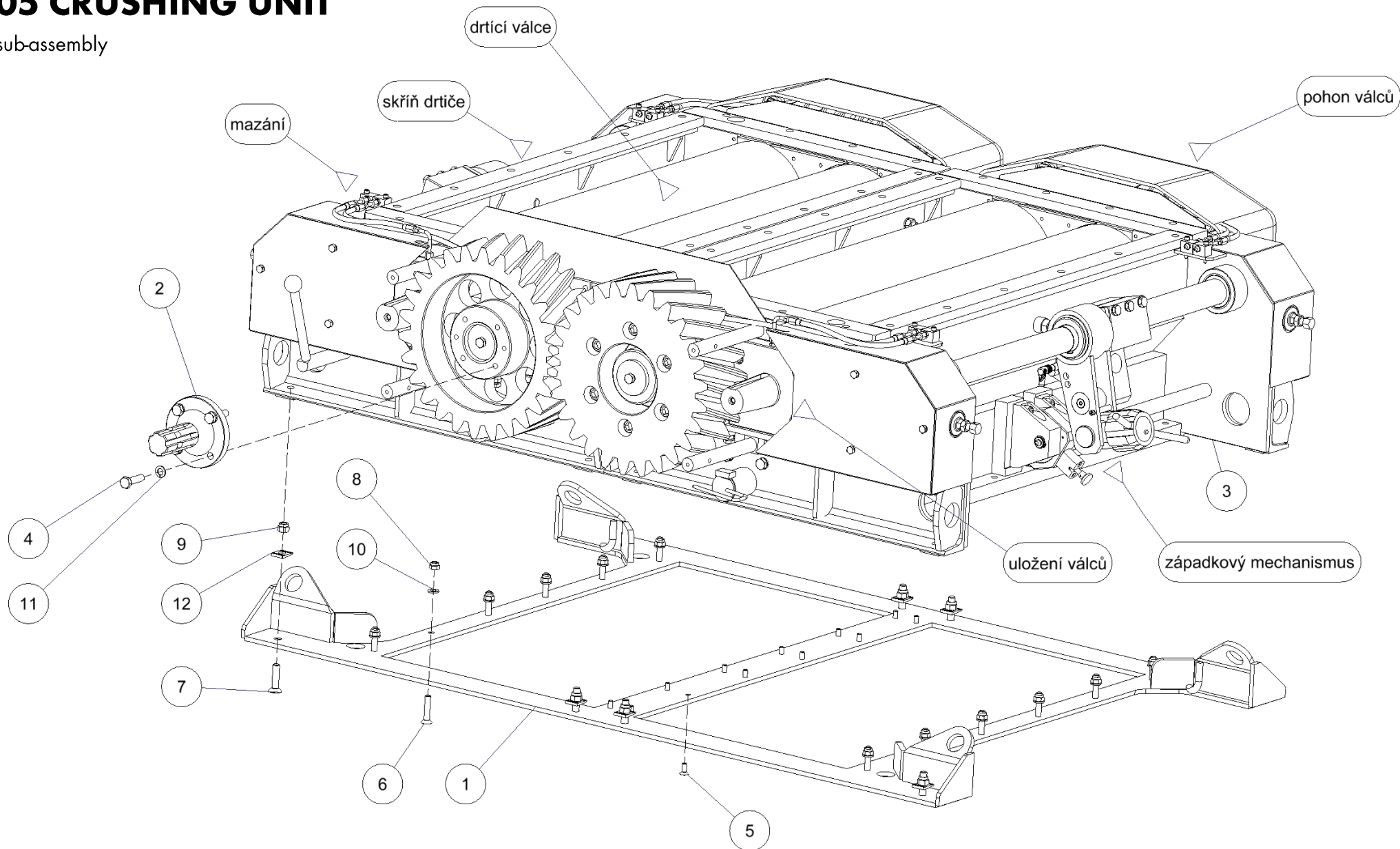
## CP2

### 04 DRIVE, GEARS - lubrication

POSITION	PART NAME	EVIDENCE NUMBER	PRICE/1pc	PIECES	NOTE
90	Lubrication cube	153 04 00 01_0		1	
91	Screw M5x30 - 8.8 - Zn, DIN 933	0020503011		2	
92	Flexible washer 5 - Zn, DIN 127	2580500001		2	
93				10	
94				6	
95				2	
96				1	
97				10	
98				5	
99				0,7 m	
100				0,8 m	
101				0,8 m	
102				0,7 m	

# CP2 05 CRUSHING UNIT

sub-assembly



## CP2

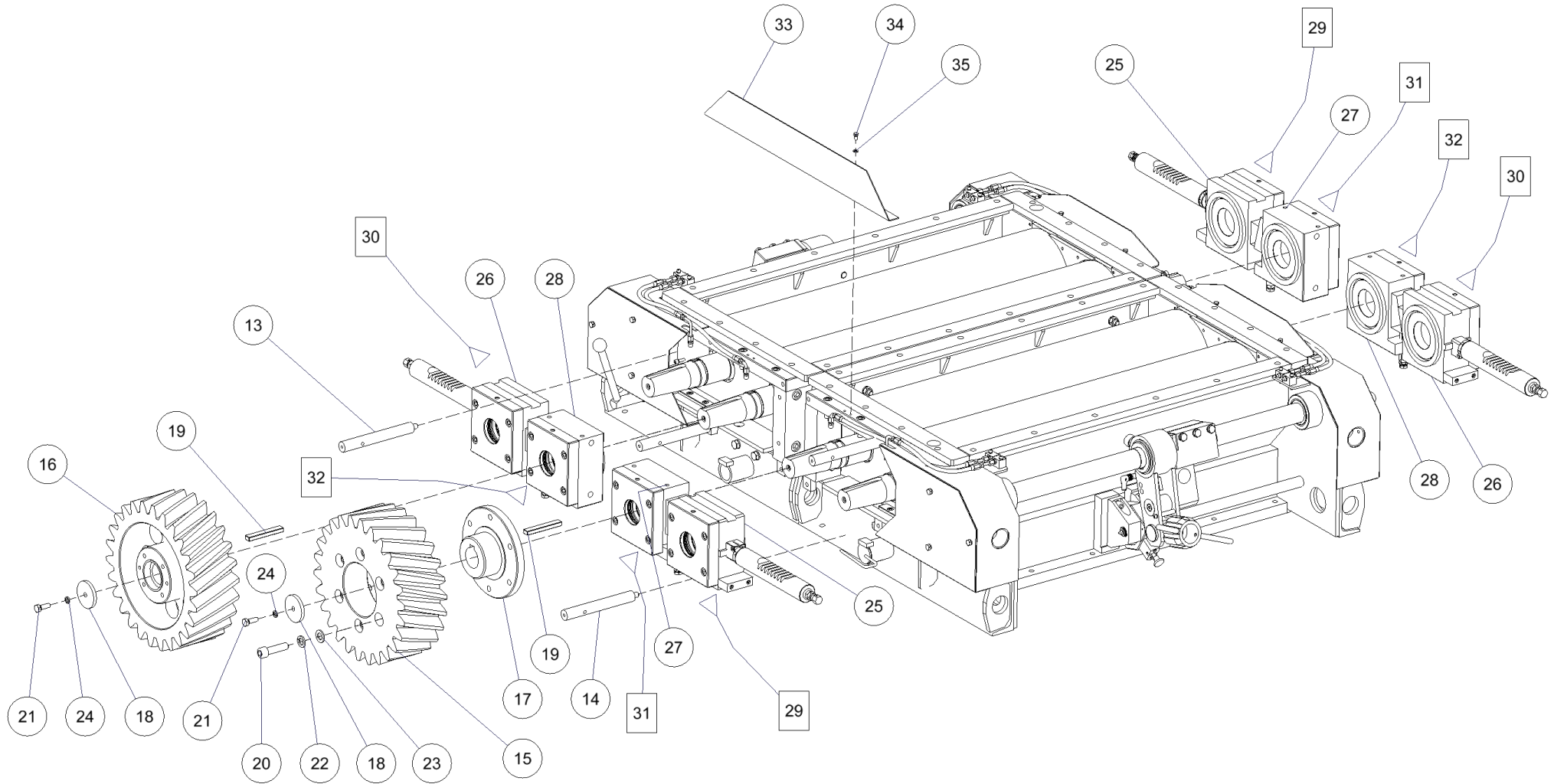
### 05 CRUSHING UNIT - sub-assembly

POSITION	PART NAME	EVIDENCE NUMBER	PRICE/1pc	PIECES	NOTE
1	Unit basis	205 05 01 00_0		1	
2	Flange	124 04 00 01_0		1	
3	S900 Double	107 00 31 00_1		1	
4	Screw M12x45 - 10.9 - Zn, DIN 933	0021204521		4	
5	Screw M8x20 - 8.8 - Zn, DIN 7991	0040802011		12	
6	Screw M10x50 - 8.8 - Zn, DIN 7991	0041005011		12	
7	Screw M12x50 - 8.8 - Zn, DIN 7991	0041205011		8	
8	Self-locking Nut M10 - 8 - Zn, DIN 982	2111000011		12	
9	Self-locking Nut M12 - 8 - Zn, DIN 982	2111200011		8	
10	Washer 10,5 - Zn, DIN 125	2501000001		12	
11	Flexible washer 12 - Zn, DIN 127	2581200001		4	
12	Square wedge washer 13,5 - Zn	2551300001		8	

# CP2

## 05 CRUSHING UNIT

rollers drive



## CP2

### 05 CRUSHING UNIT - rollers drive

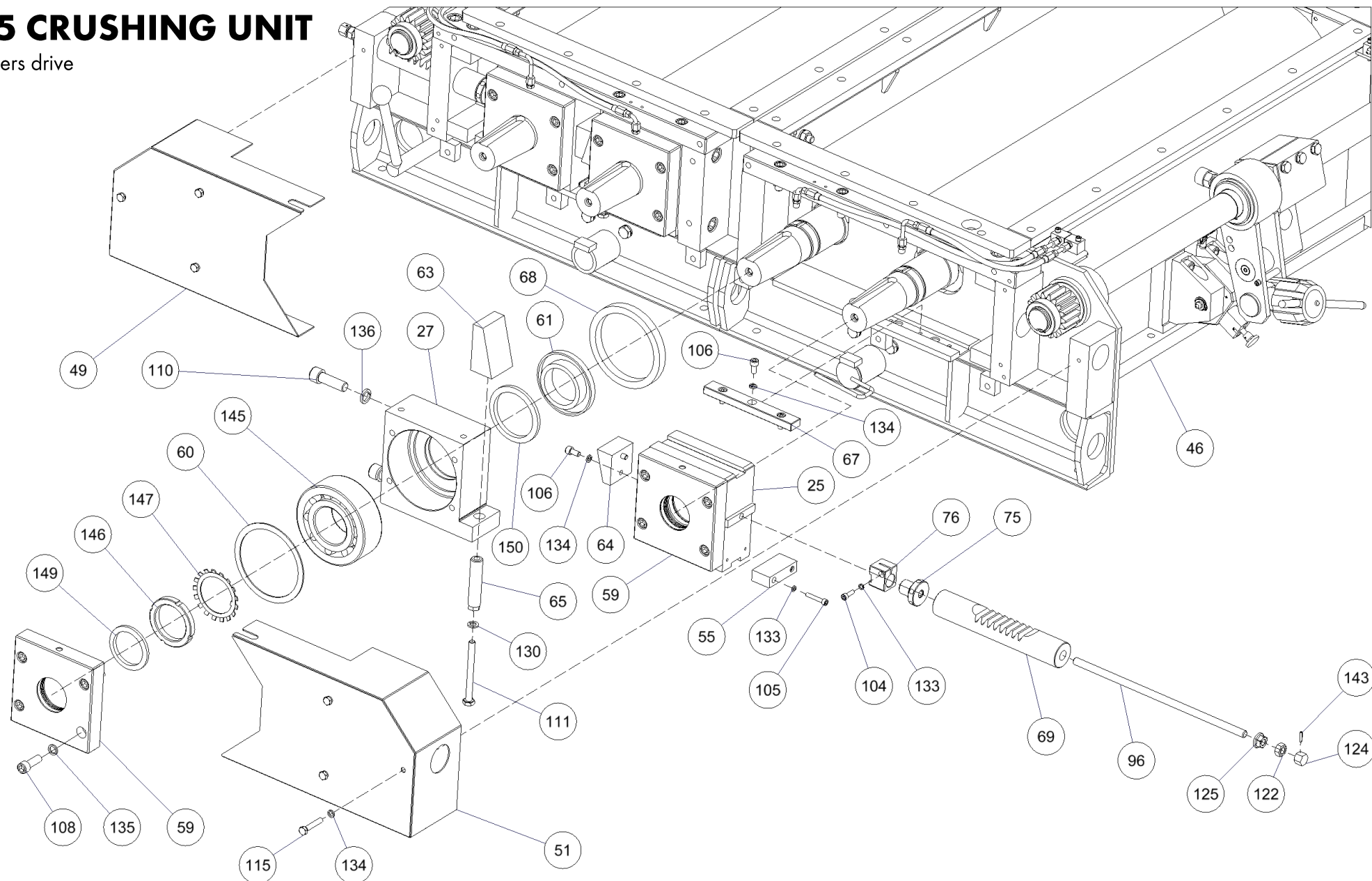
POSITION	PART NAME	EVIDENCE NUMBER	PRICE/1pc	PIECES	NOTE
13	Column - front upper	125 00 30 01_0		2	
14	Column - front lower	125 00 30 02_0		2	
15	Cog wheel large (plastic)	107 04 00 03_0		1	
16	Cog wheel (steel)	107 04 00 02_0		1	
17	Hub	107 04 02 00_1		3	
18	Washer	107 00 00 02_0		6	
19	Shaft groove	107 00 00 34_0		6	
20	Screw M16x60 - 8.8 - Zn, DIN 933	0021606011		6	
21	Screw M10x30 - 8.8 - Zn, DIN 933	0021003011		2	
22	Flexible washer 16 - Zn, DIN 127	2581600001		6	
23	Washer 17 - Zn, DIN 125	2501700001		6	
24	Flexible washer for imbus 10 - Zn, DIN 7980	2601000001		2	
25	Bearing housing movable L	107 00 00 04_1		1	
26	Bearing housing movable R	107 00 00 05_1		1	
27	Bearing housing fixed L	107 00 00 06_1		1	
28	Bearing housing fixed R	107 00 00 07_1		1	
29	Set of bearing housing movable	500007		1	
30	Set of bearing housing fixed	500008		1	
31	Set of bearing housing movable	500009		1	
32	Set of bearing housing fixed	500010		1	
33	Cover sheet metal	107 12 00 02_0		1	
34	Screw M6x12 - 8.8 - Zn, DIN 933	0020601211		2	
35	Flexible washer 6 - Zn, DIN 127	2580600001		2	



# CP2

## 05 CRUSHING UNIT

rollers drive



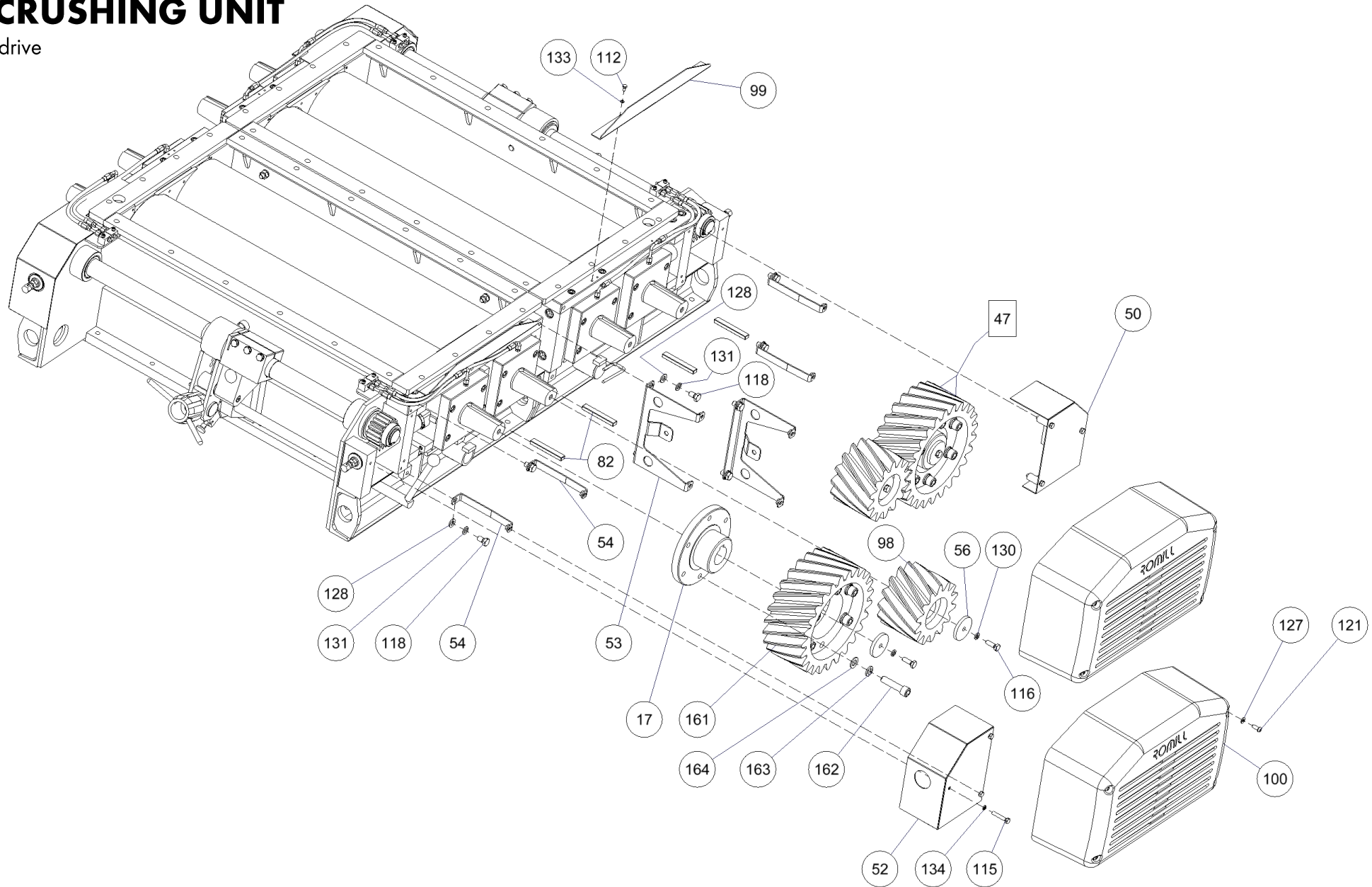
# CP2

## 05 CRUSHING UNIT - rollers drive

POSITION	PART NAME	EVIDENCE NUMBER	PRICE/1pc	PIECES	NOTE
25	Bearing housing movable L	107 00 00 04_1		1	
27	Bearing housing fixed L	107 00 00 06_1		1	
46	Case	107 01 00 00_3		2	
49	Cover	107 12 01 00_0		1	
51	Cover	107 12 03 00_0		1	
55	Stopper	107 00 00 01_0		4	
59	Bearing housing lid	107 00 00 10_1		8	
60	Ring (distance ring)	107 00 00 11_0		4	
61	Ring (labyrinth packing)	107 00 00 12_0		8	
63	Adjusting wedge	107 00 00 14_0		4	
64	Wedge	107 00 00 15_0		4	
65	Screw	107 00 00 16_0		4	
67	Shaft groove	107 00 00 18_0		8	
68	Seal	107 00 00 19_0		8	
69	Rack	107 00 00 20_0		4	
75	Nut	107 00 00 27_0		4	
76	Nut	107 00 00 28_0		4	
96	Bounce screw	107 00 00 53_0		4	
104	Screw imbus M6x20 - 8.8 - Zn, DIN 912	0030602011		8	
105	Screw imbus M6x35 - 8.8 - Zn, DIN 912	0030603511		8	
106	Screw imbus M8x16 - 8.8 - Zn, DIN 912	0030801611		32	
108	Screw imbus M12x35 - 8.8 - Zn, DIN 912	0031203511		40	
110	Screw imbus M16x50 - 8.8 - Zn, DIN 912	0031605011		8	
111	Screw M10x110 - 8.8 - Zn, DIN 931	0011011011		4	
115	Screw M8x45 - 8.8 - Zn, DIN 933	0020804511		12	
122	Nut M12 - 8 - Zn, DIN 934	2001200011		12	
124	Nut M16 - 8 - Zn, DIN 934	2001600011		4	
125	Nut M12 - Zn, DIN 917	2141200011		4	
130	Flexible washer 10 - Zn, DIN 127	2581000001		14	
133	Flexible washer for imbus 6 - Zn, DIN 7980	2600600001		18	
134	Flexible washer for imbus 8 - Zn, DIN 7980	2600800001		60	
135	Flexible washer for imbus 12 - Zn, DIN 7980	2601200001		48	
136	Flexible washer for imbus 16 - Zn, DIN 7980	2601600001		16	
143	Flexible pin	900561		4	
145	Bearing	900356		8	
146	Nut KM13 - Zn, DIN 981	2171300011		8	
147	Security washer MB13 - Zn	2671300001		8	
149	Felt ring	900289		8	
150	Felt ring	900293		8	

# CP2 05 CRUSHING UNIT

rollers drive



## CP2

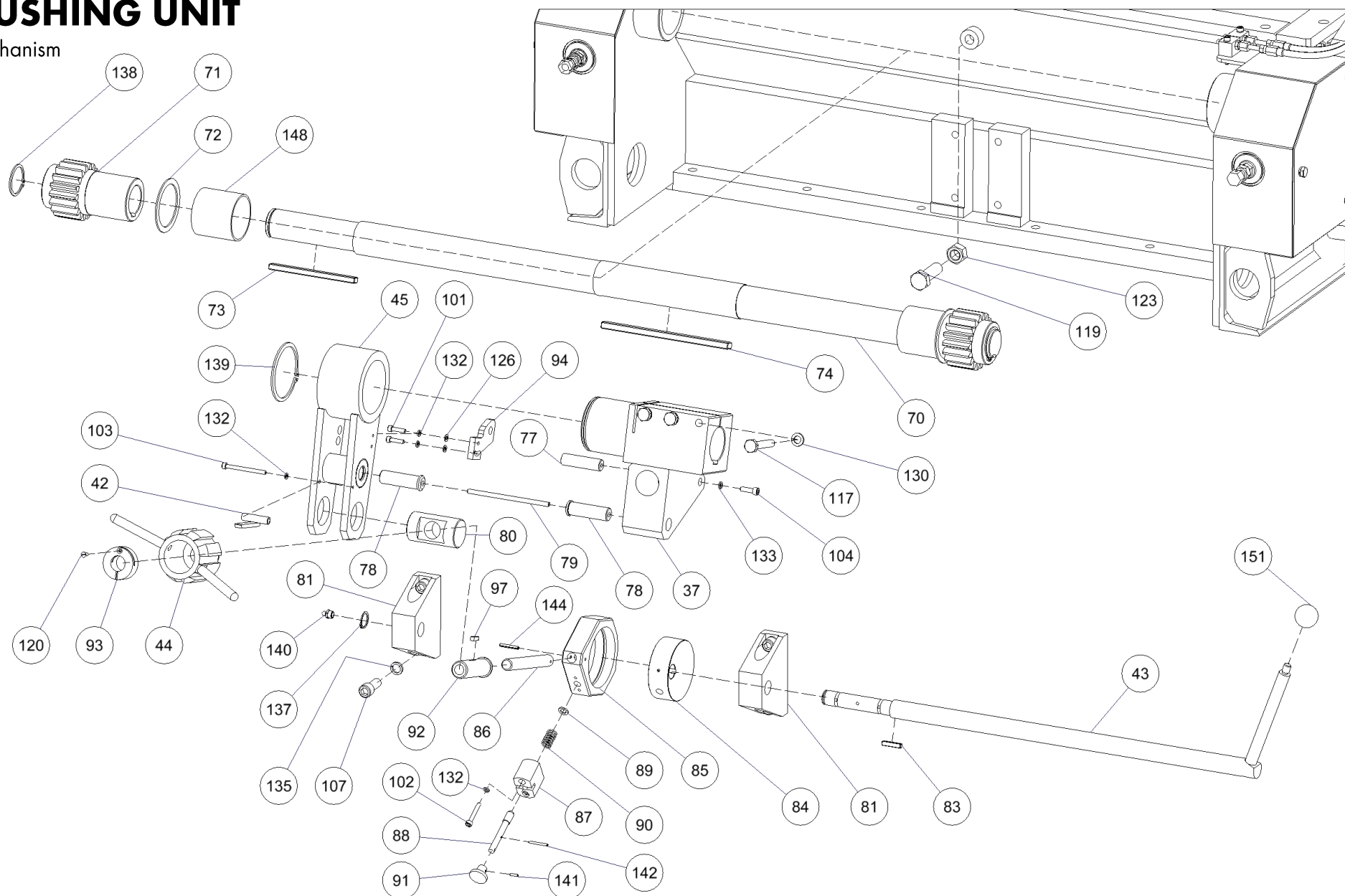
### 05CRUSHING UNIT - rollers drive

POSITION	PART NAME	EVIDENCE NUMBER	PRICE/1pc	PIECES	NOTE
17	Hub	107 04 02 00_1		3	
47	Coplete wheel	107 04 01 00_1		2	
50	Cover	107 12 02 00_0		1	
52	Cover	107 12 04 00_0		1	
53	Cover holder	107 12 14 00_0		2	
54	Cover holder	107 12 15 00_0		4	
56	Washer	107 00 00 02_0		4	
82	Shaft groove	107 00 00 34_0		4	
98	Pinion gear (cog wheel steel)	107 04 00 01_0		2	
99	Cover	107 12 00 01_0		2	
100	Transmission cover of crushing unit	000 02 00 01		2	
112	Screw M6x12 - 8.8 - Zn, DIN 933	0020601211		4	
115	Screw M8x45 - 8.8 - Zn, DIN 933	0020804511		12	
116	Screw M10x30 - 8.8 - Zn, DIN 933	0021003011		4	
118	Screw M12x20 - 8.8 - Zn, DIN 933	0021202011		8	
121	Screw imbus M8x20 - 10.9 - Zn, DIN 912	0030802021		8	
127	Washer 8,4 - Zn, DIN 125	2500800003		8	
128	Washer 13 - Zn, DIN 125	2501300001		8	
130	Flexible washer 10 - Zn, DIN 127	2581000001		14	
131	Flexible washer 12 - Zn, DIN 127	2581200001		16	
133	Flexible washer for imbus 6 - Zn, DIN 7980	2600600001		18	
134	Flexible washer for imbus 8 - Zn, DIN 7980	2600800001		60	
161	Cog wheel (plastic)	107 04 01 01_0		2	
162	Screw imbus M16x65 - 8.8 - Zn, DIN 912	0031606511		12	
163	Washer 17 - Zn, DIN 125	2501700001		12	
164	Flexible washer 16 - Zn, DIN 127	2581600001		12	

# CP2

## 05 CRUSHING UNIT

bounce mechanism



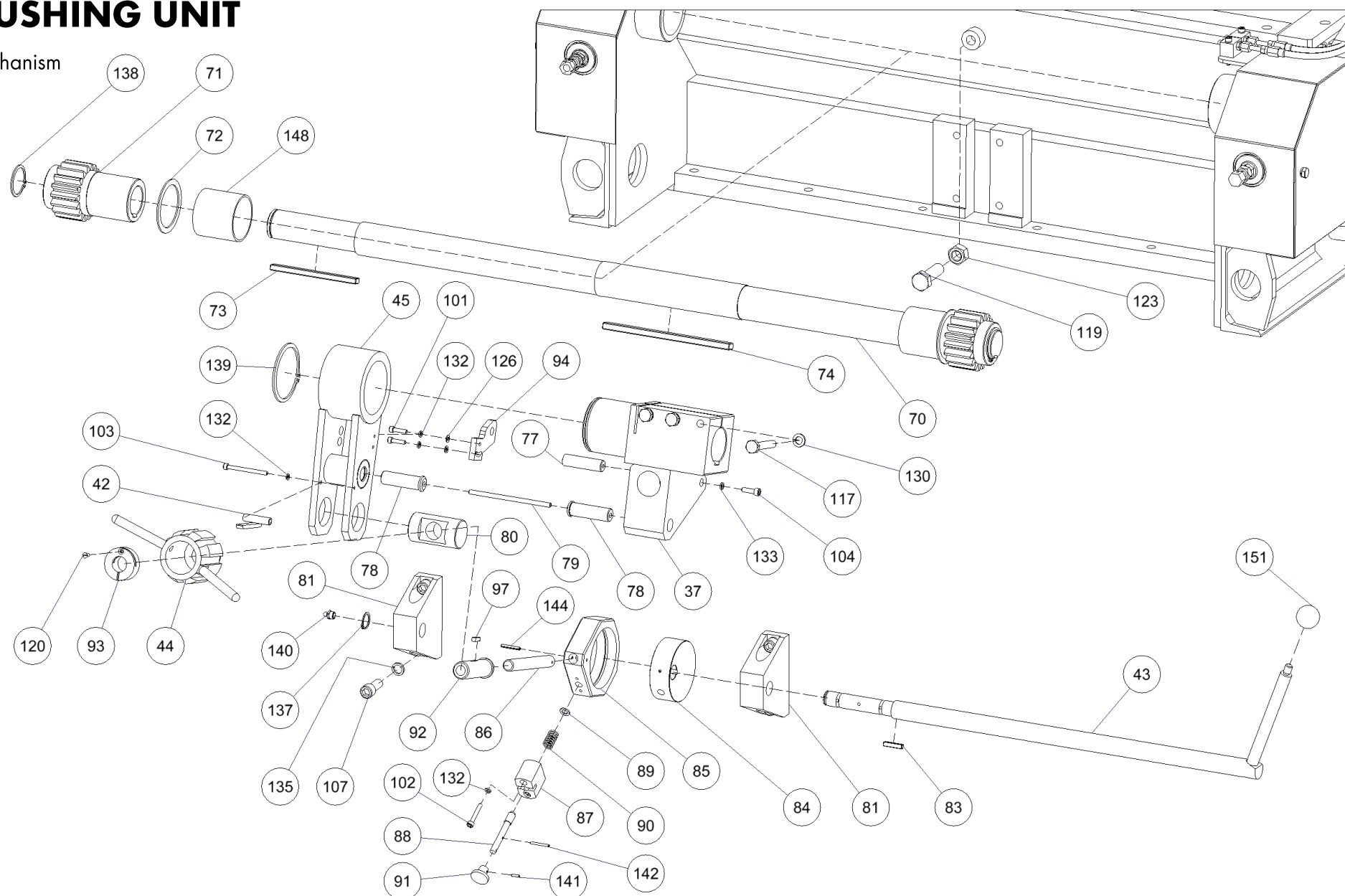
## CP2

### 05 CRUSHING UNIT - bounce mechanism

POSITION	PART NAME	EVIDENCE NUMBER	PRICE/1pc	PIECES	NOTE
37	Carrier	107 00 02 00_1		2	
42	Latch	107 00 14 00_0		2	
43	Bounce lever	107 00 15 00_0		2	
44	Setting screw	107 00 16 00_0		2	
45	Lever	107 00 17 00_0		2	
70	Shaft	107 00 00 22_0		2	
71	Pinion gear	107 00 00 23_0		4	
72	Distance ring	107 00 00 24_0		4	
73	Shaft groove	107 00 00 25_0		4	
74	Shaft groove	107 00 00 26_0		2	
77	Pin	107 00 00 29_0		2	
78	Housing (bushing guide)	107 00 00 30_0		4	
79	Lock (shear pin)	107 00 00 31_0		2	
80	Pivot	107 00 00 32_0		2	
81	Console	107 00 00 33_1		4	
83	Shaft groove	107 00 00 35_0		2	
84	Eccentr	107 00 00 36_0		2	
85	Eye	107 00 00 37_0		2	
86	Screw	107 00 00 38_0		2	
87	Cube	107 00 00 39_0		2	
88	Latch	107 00 00 40_0		2	
89	Washer	107 00 00 41_0		2	
90	Pressing spring	107 00 00 42_0		2	
91	Button	107 00 00 43_0		2	
92	Housing (bushing guide)	107 00 00 44_0		2	
93	Nut	107 00 00 45_0		2	
94	Sensor holder	107 00 00 51_0		2	
97	Shaft groove	107 00 00 54_0		2	
101	Screw imbus M5x20 - 8.8 - Zn, DIN 912	0030502011		4	
102	Screw imbus M5x35 - 8.8 - Zn, DIN 912	0030503511		12	
103	Screw imbus M5x60 - 8.8 - Zn, DIN 912	0030506011		2	
104	Screw imbus M6x20 - 8.8 - Zn, DIN 912	0030602011		6	

# CP2 05 CRUSHING UNIT

bounce mechanism



## CP2

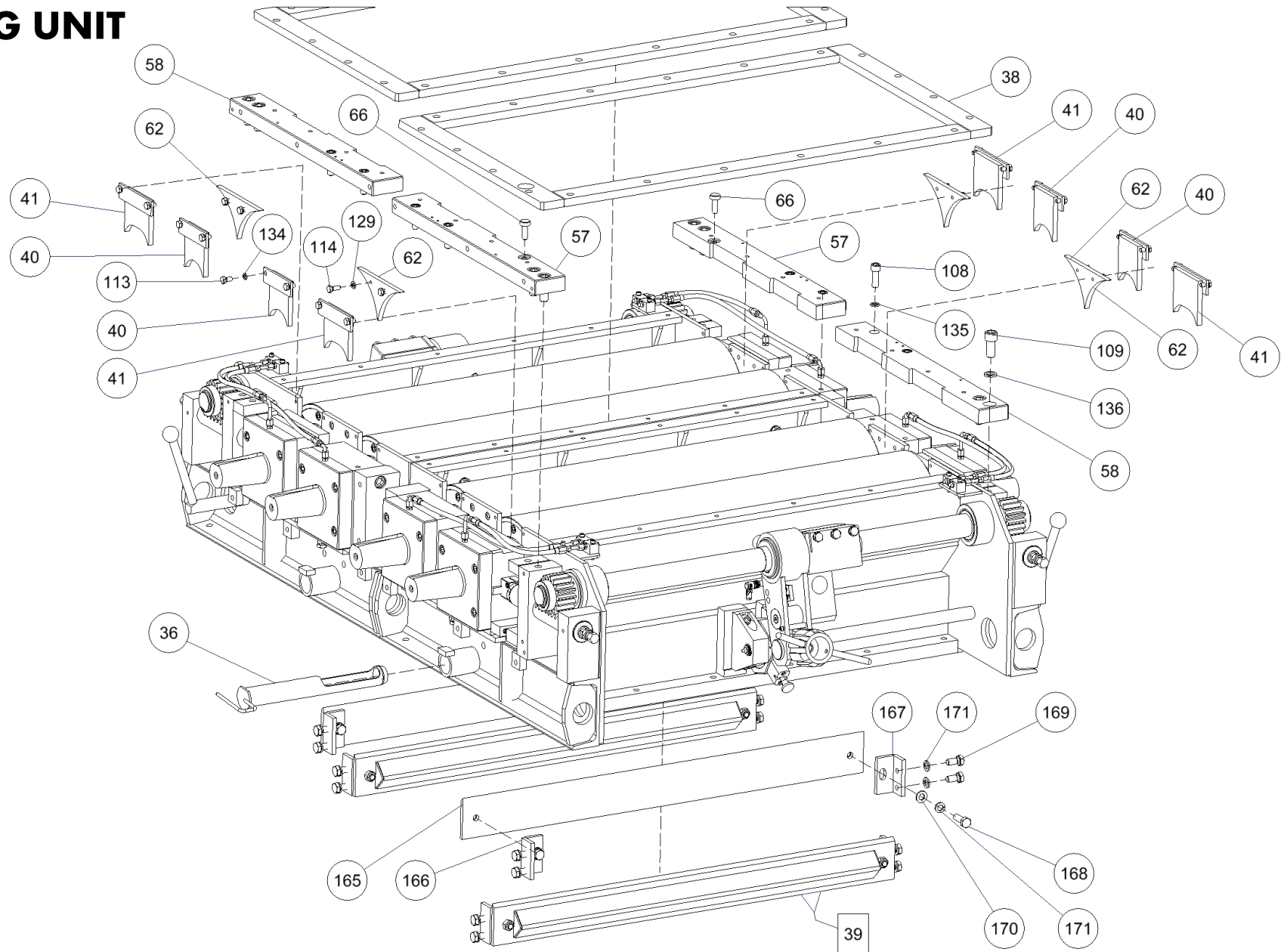
### 05 CRUSHING UNIT - bounce mechanism

POSITION	PART NAME	EVIDENCE NUMBER	PRICE/1pc	PIECES	NOTE
107	Screw imbus M12x30 - 8.8 - Zn, DIN 912	0031203011		8	
117	Screw M10x65 - 8.8 - Zn, DIN 933	0021006511		6	
119	Screw M16x50 - 8.8 - Zn, DIN 933	0021605011		2	
120	Screw M4 x 12 - 8.8 - Zn, DIN 963	0080401211		2	
123	Screw imbus M8x20 - 10.9 - Zn, DIN 912	0030802021		2	
126	Washer 5,3 - Zn, DIN 125	2500500001		4	
130	Flexible washer 10 - Zn, DIN 127	2581000001		14	
132	Flexible washer for imbus 5 - Zn, DIN 7980	2600500001		18	
133	Flexible washer for imbus 6 - Zn, DIN 7980	2600600001		18	
135	Flexible washer for imbus 12 - Zn, DIN 7980	2601200001		48	
137	Locking ring	900499		2	
138	Locking ring	900508		4	
139	Locking ring	900511		2	
140	Nipple	900375		10	
141	Flexible pin	900559		2	
142	Flexible pin	900560		2	
144	Flexible pin	900558		2	
151	Ball	900285		2	



# CP2 05 CRUSHING UNIT

case



# CP2

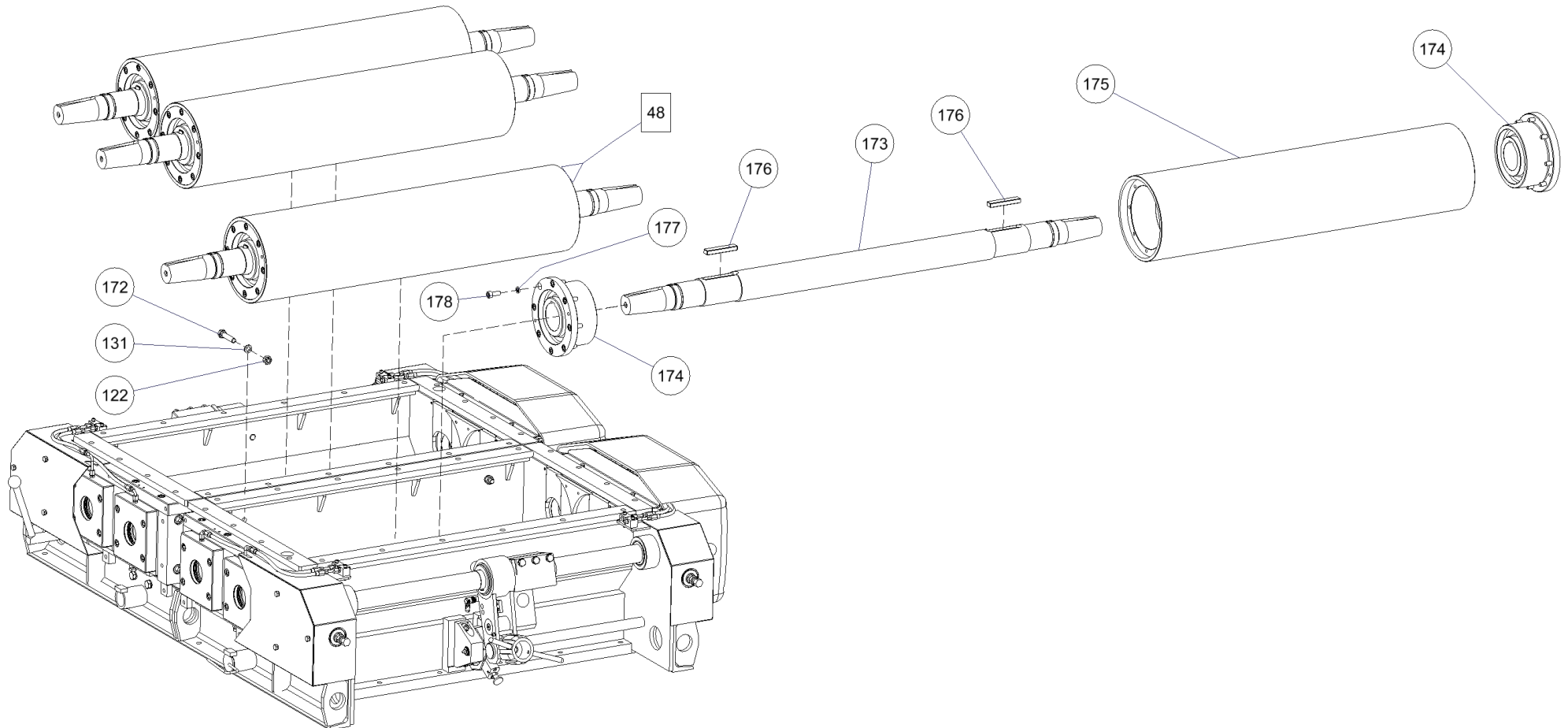
## 05 CRUSHING UNIT - case

POSITION	PART NAME	EVIDENCE NUMBER	PRICE/1pc	PIECES	NOTE
36	Removable sensor	107 00 01 00_0		2	
38	Frame	107 00 06 00_0		2	
39	Ledge	107 00 08 00_0		4	
40	Insertion	107 00 12 00_0		4	
41	Insertion	107 00 13 00_0		4	
57	Ledge	107 00 00 08_0		2	
58	Ledge	107 00 00 09_0		2	
62	Insertion	107 00 00 13_0		4	
66	Lifting pin	107 00 00 17_0		2	
108	Screw imbus M12x35 - 8.8 - Zn, DIN 912	0031203511		40	
109	Screw imbus M16x35 - 8.8 - Zn, DIN 912	0031603511		8	
113	Screw M8x16 - 8.8 - Zn, DIN 933	0020801611		16	
114	Screw M8x20 - 8.8 - Zn, DIN 933	0020802011		8	
129	Flexible washer 8 - Zn, DIN 127	2580800001		6	
134	Flexible washer for imbus 8 - Zn, DIN 7980	2600800001		60	
135	Flexible washer for imbus 12 - Zn, DIN 7980	2601200001		48	
136	Flexible washer for imbus 16 - Zn, DIN 7980	2601600001		16	
165	atrana	107 00 09 00_0		1	
166	Ledge angle bar	107 00 10 00_1		1	
167	Ledge angle bar	107 00 11 00_1		1	
168	Screw M12x35 - 8.8 - Zn, DIN 933	0021203511		2	
169	Screw M12x25 - 8.8 - Zn, DIN 933	0021202511		4	
170	Washer 13 - Zn, DIN 125	2501300001		2	
171	Flexible washer 12 - Zn, DIN 127	2581200001		6	

# CP2

## 05 CRUSHING UNIT

rollers



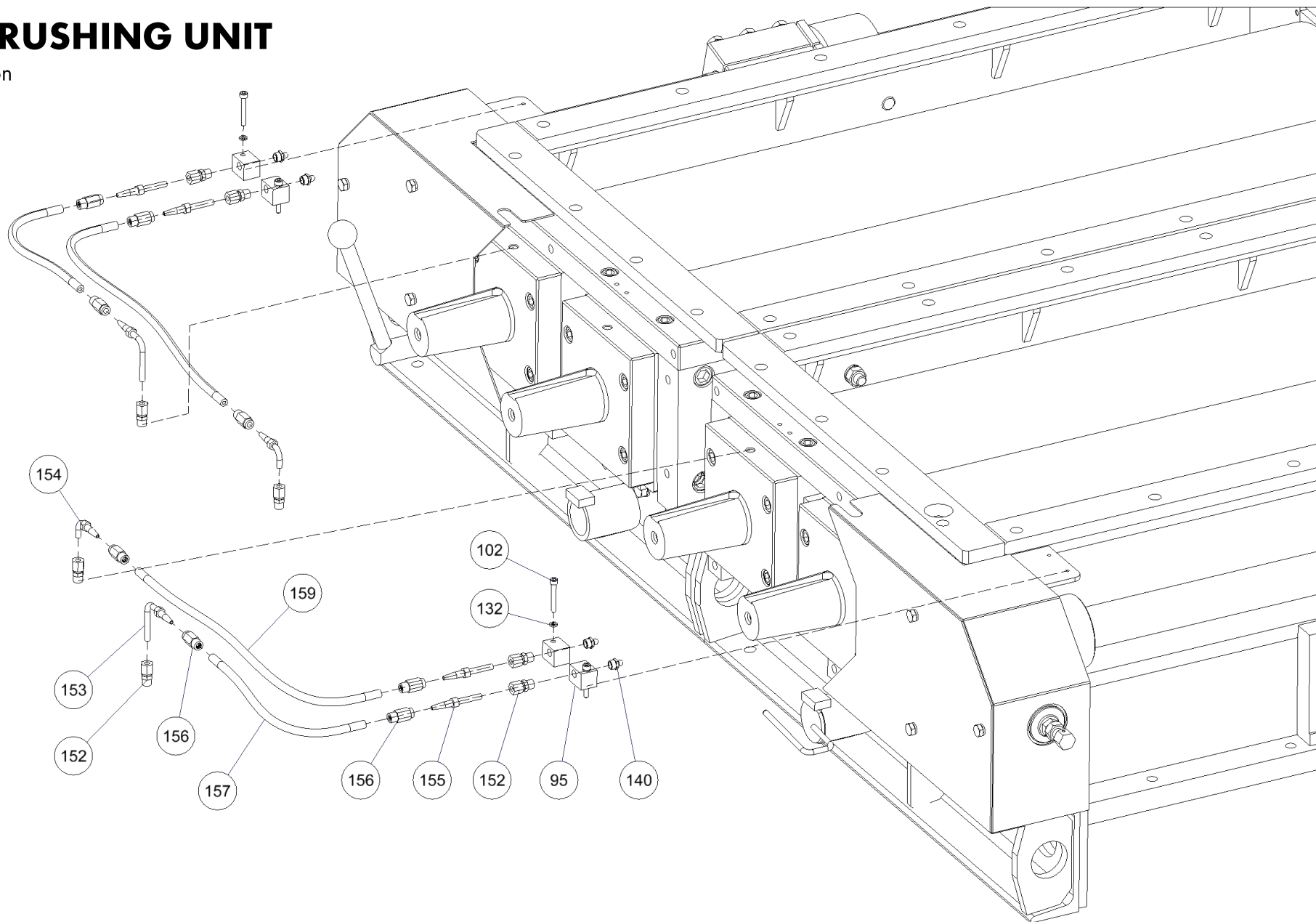
## CP2

### 05 CRUSHING UNIT - rollers

POSITION	PART NAME	EVIDENCE NUMBER	PRICE/1pc	PIECES	NOTE
48	Crushing roller complete	107 05 01 00		4	
	Crushing roller complete: 2 DR/cm - nitrided	107 05 01 00/2			
	Crushing roller complete: 3 DR/cm - nitrided	107 05 01 00/3			
	Crushing roller complete: 4 DR/cm - nitrided	107 05 01 00/4			
	Crushing roller complete: 5,5 DR/cm - nitrided	107 05 01 00/5,5			
	Crushing roller complete: 2 DR/cm - titan	107 05 01 00/2 TI			
	Crushing roller complete: 3 DR/cm - titan	107 05 01 00/3 TI			
	Crushing roller complete: 4 DR/cm - titan	107 05 01 00/4 TI			
	Crushing roller complete: 5,5 DR/cm - titan	107 05 01 00/5,5 TI			
122	Nut M12 - 8 - Zn, DIN 934	2001200011		12	
131	Flexible washer 12 - Zn, DIN 127	2581200001		16	
172	Screw M12x55 - 8.8 - Zn, DIN 933	0021205511		4	
173	Roller shaft	107 05 01 01_0		4	
174	Hub (centering)	107 05 01 02_0		8	
175	Crushing roller shell	107 05 01 03_0		4	
	Crushing roller shell: 2 DR/cm - nitrided	107 05 01 03_0/2			
	Crushing roller shell: 3 DR/cm - nitrided	107 05 01 03_0/3			
	Crushing roller shell: 4 DR/cm - nitrided	107 05 01 03_0/4			
	Crushing roller shell: 5,5 DR/cm - nitrided	107 05 01 03_0/5,5			
	Crushing roller shell: 2 DR/cm - titan	107 05 01 03_0/2 TI			
	Crushing roller shell: 3 DR/cm - titan	107 05 01 03_0/3 TI			
	Crushing roller shell: 4 DR/cm - titan	107 05 01 03_0/4 TI			
	Crushing roller shell: 5,5 DR/cm - titan	107 05 01 03_0/5,5 TI			
176	Shaft groove	107 05 01 04_0		8	
177	Flexible washer for imbus 10 - Zn, DIN 7980	2601000001		64	
178	Screw imbus M10x25 - 8.8 - Zn, DIN 912	0031002511		64	

# CP2 05 CRUSHING UNIT

lubrication



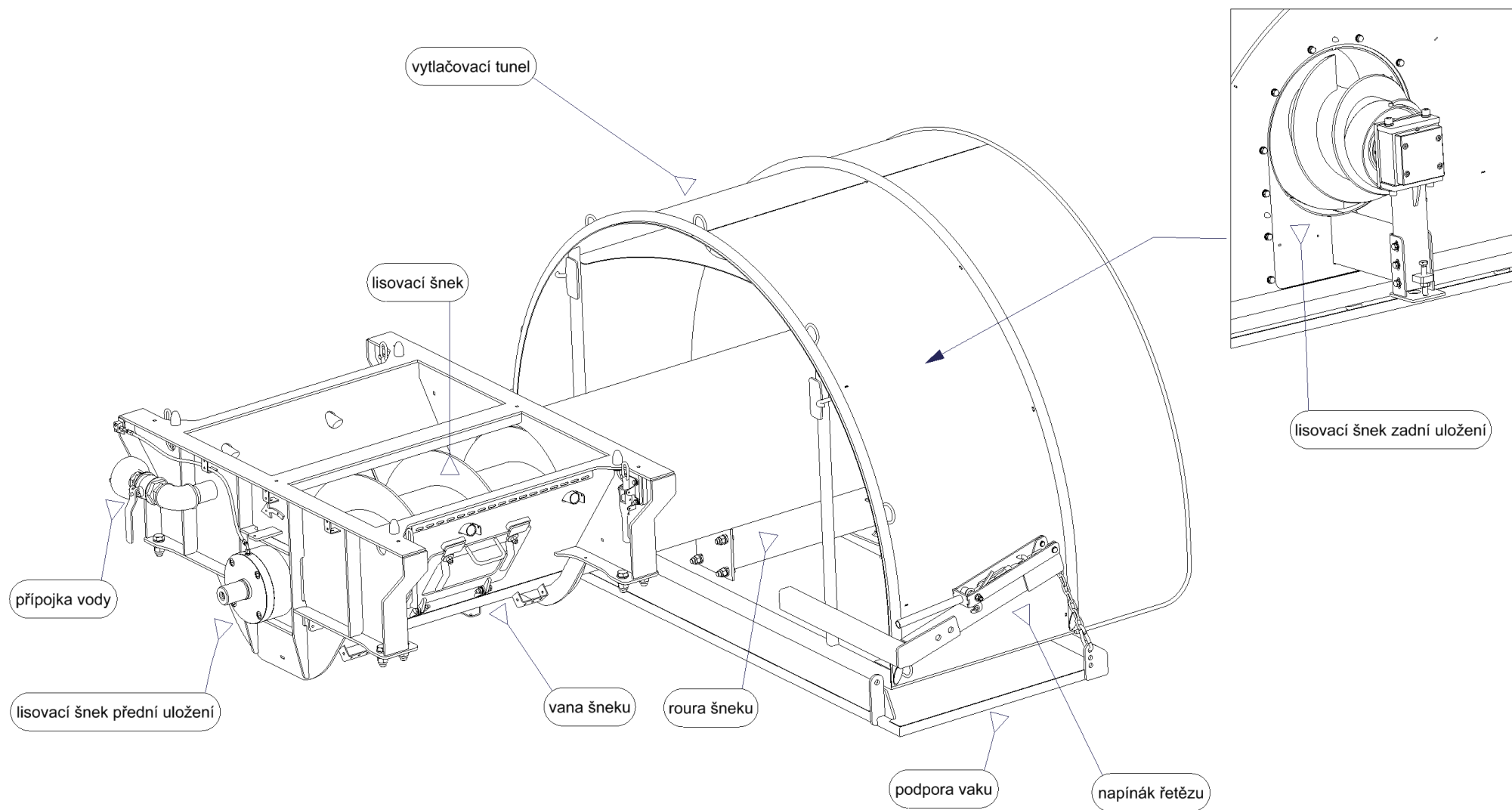
## CP2

### 05 CRUSHING UNIT - Lubrication

POSITION	PART NAME	EVIDENCE NUMBER	PRICE/1pc	PIECES	NOTE
95	Lubrication cube	107 00 00 52_1		8	
102	Screw imbus M5x35 - 8.8 - Zn, DIN 912	0030503511		12	
132	Flexible washer for imbus 5 - Zn, DIN 7980	2600500001		18	
140	Nipple	900375		10	
152	Direct screwing	900595		16	
153	Screwing	900713		4	
154	Screwing	900714		4	
156	Sleeve	900414		16	
157	Hose	900181		4	
159	Hose	900182		4	

# CP2

## 06 EXTRUSION MECHANISM



# CP2

## 06 EXTRUSION MECHANISM

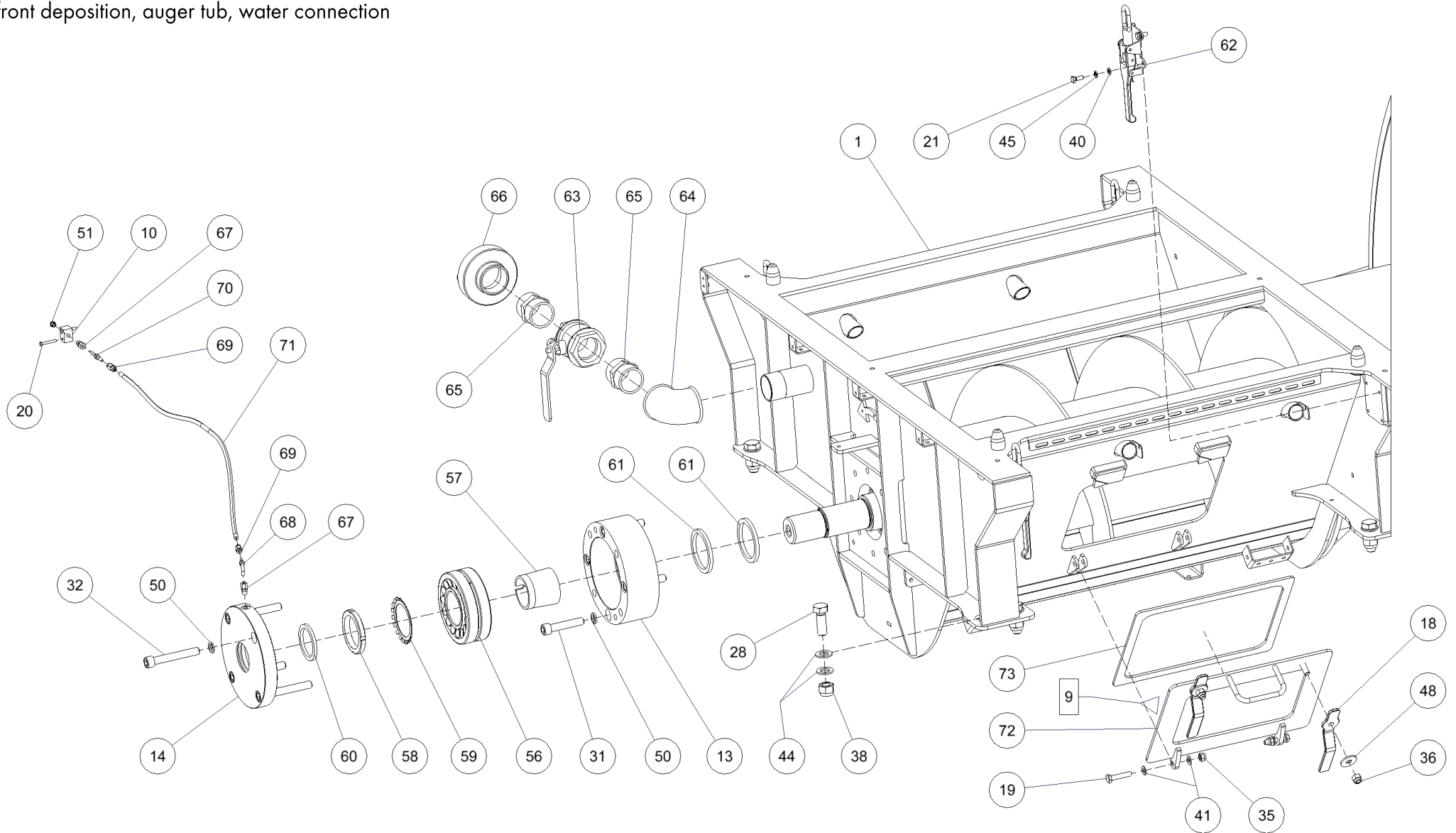
POSITION	PART NAME	EVIDENCE NUMBER	PRICE/1pc	PIECES	NOTE
	Extrusion mechanism	123 06 00 00_4			



# CP2

## 06 EXTRUSION MECHANISM

front deposition, auger tub, water connection



## CP2

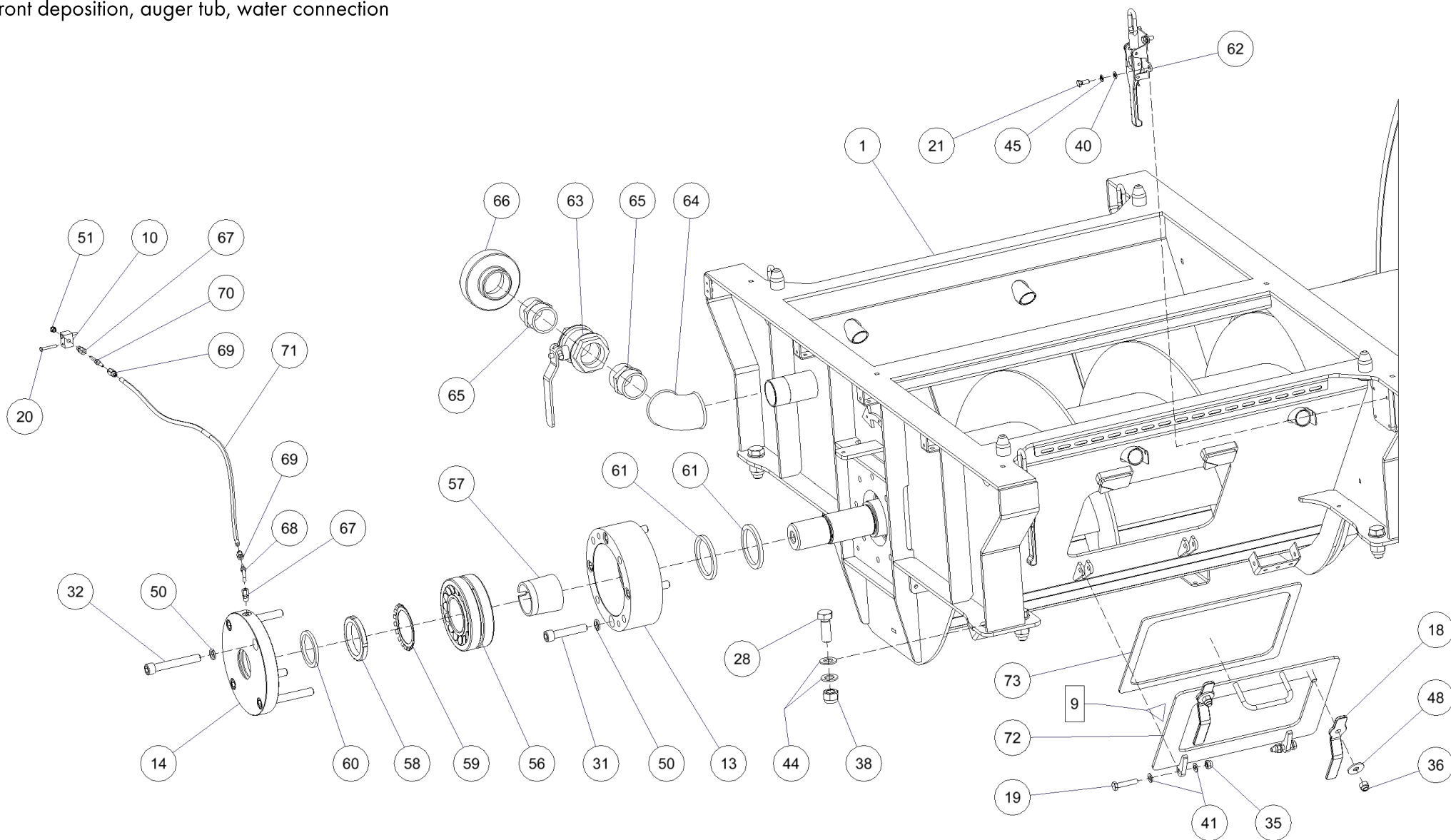
### 06 EXTRUSION MECHANISM - front deposition, auger tub, water connection

POSITION	PART NAME	EVIDENCE NUMBER	PRICE/1pc	PIECES	NOTE
1	Auger tub	205 06 01 00_1		1	
9	Tub door complete	123 06 21 00_1		2	
10	Lubrication cube	126 07 00 04_0		1	
13	Front bearing cover	123 06 00 03_0		1	
14	Front housing cover	123 06 00 04_0		1	
18	Locking lever	123 06 00 08_1		4	
19	Screw M10x50 - 8.8 - Zn, DIN 931	0011005011		4	
20	Screw M5x35 - 8.8 - Zn, DIN 931	0010503511		2	
21	Screw M8x20 - 8.8 - Zn, DIN 933	0020802011		16	
28	Screw M20x55 - 8.8 - Zn, DIN 933	0022005511		8	
31	Screw imbus M16x80 - 8.8 - Zn, DIN 912	0031608011		4	
32	Screw imbus M16x110 - 8.8 - Zn, DIN 912	0031611011		4	
35	Self-locking Nut M10 - 8 - Zn, DIN 982	2111000011		4	
36	Self-locking Nut M12 - 8 - Zn, DIN 982	2111200011		4	
38	Self-locking Nut M20 - 8 - Zn, DIN 982	2112000011		8	
40	Washer 8,4 - Zn, DIN 125	2500800003		16	
41	Washer 10,5 - Zn, DIN 125	2501000001		8	
44	Washer 21 - Zn, DIN 125	2502100001		16	
45	Flexible washer 8 - Zn, DIN 127	2580800001		16	
48	Big washer 13 - Zn	2541300001		4	
50	Flexible washer for imbus 16 - Zn, DIN 7980	2601600001		8	
51	Nipple	900375		2	
56	Bearing	900353		1	
57	Conical housing	900930		1	
58	Nut KM15 - Zn, DIN 981	2171500011		1	
59	Security washer MB15 - Zn	2671500001		1	
60	Felt ring	900290		1	
62	Eccentric closure	900805		4	

# CP2

## 06 EXTRUSION MECHANISM

front deposition, auger tub, water connection



## CP2

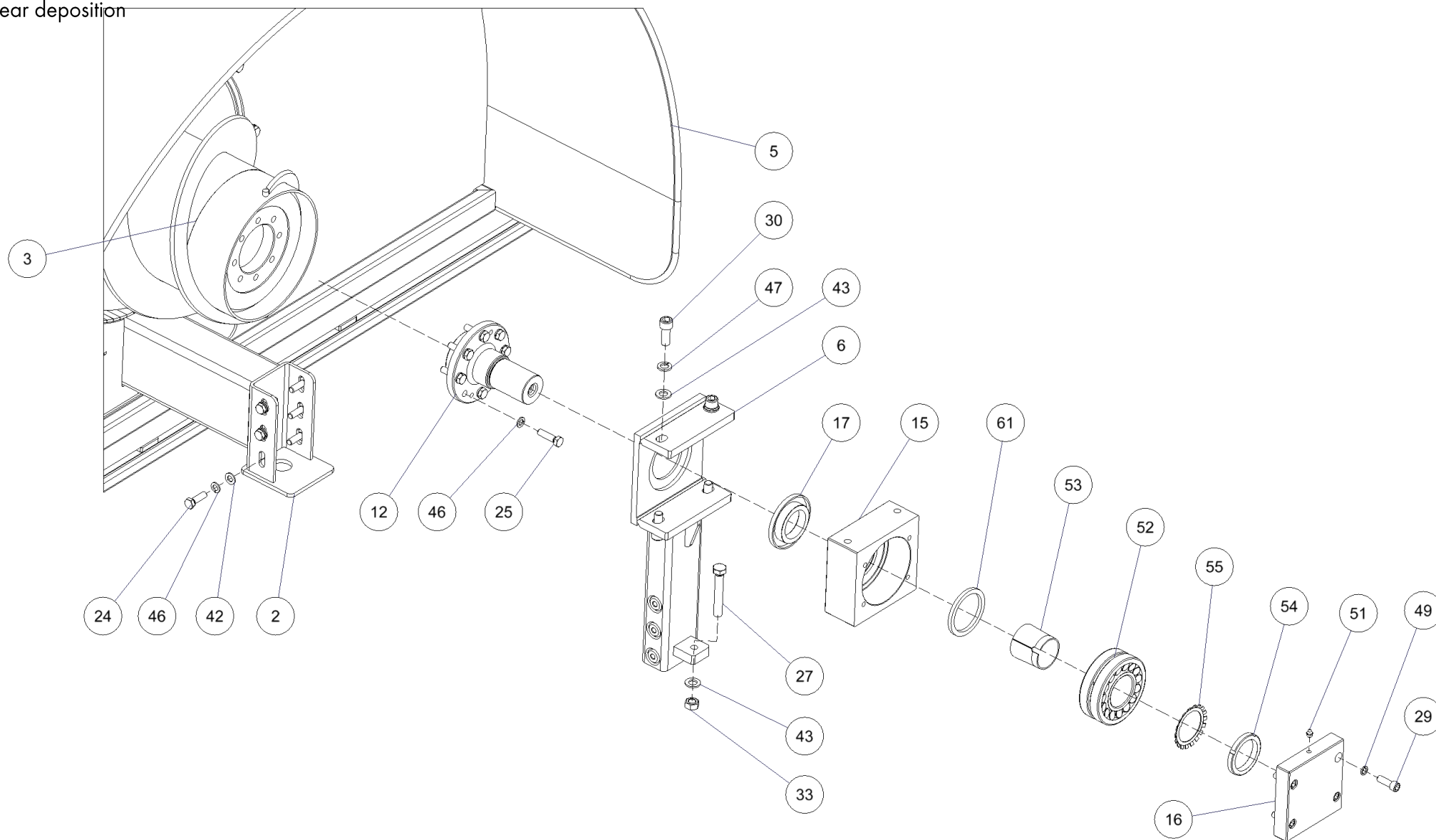
06 EXTRUSION MECHANISM - front deposition, auger tub, water connection

POSITION	PART NAME	EVIDENCE NUMBER	PRICE/1pc	PIECES	NOTE
63	Ball valve (cock)	900319		1	
64	Knee	900274		1	
65	Joint nipple	900808		2	
66	Conjunction (clutch)	900685		1	
67	Direct screwing	900598		2	
68	Screwing	900714		1	
69	Hose clamp	900397		2	
70	Screwing	900715		1	
71	Hose	900179		1	
72	Door sealing	123 06 21 03_0		1	
73	Door tub weldment	123 06 22 00_1		1	

# CP2

## 06 EXTRUSION MECHANISM

rear deposition



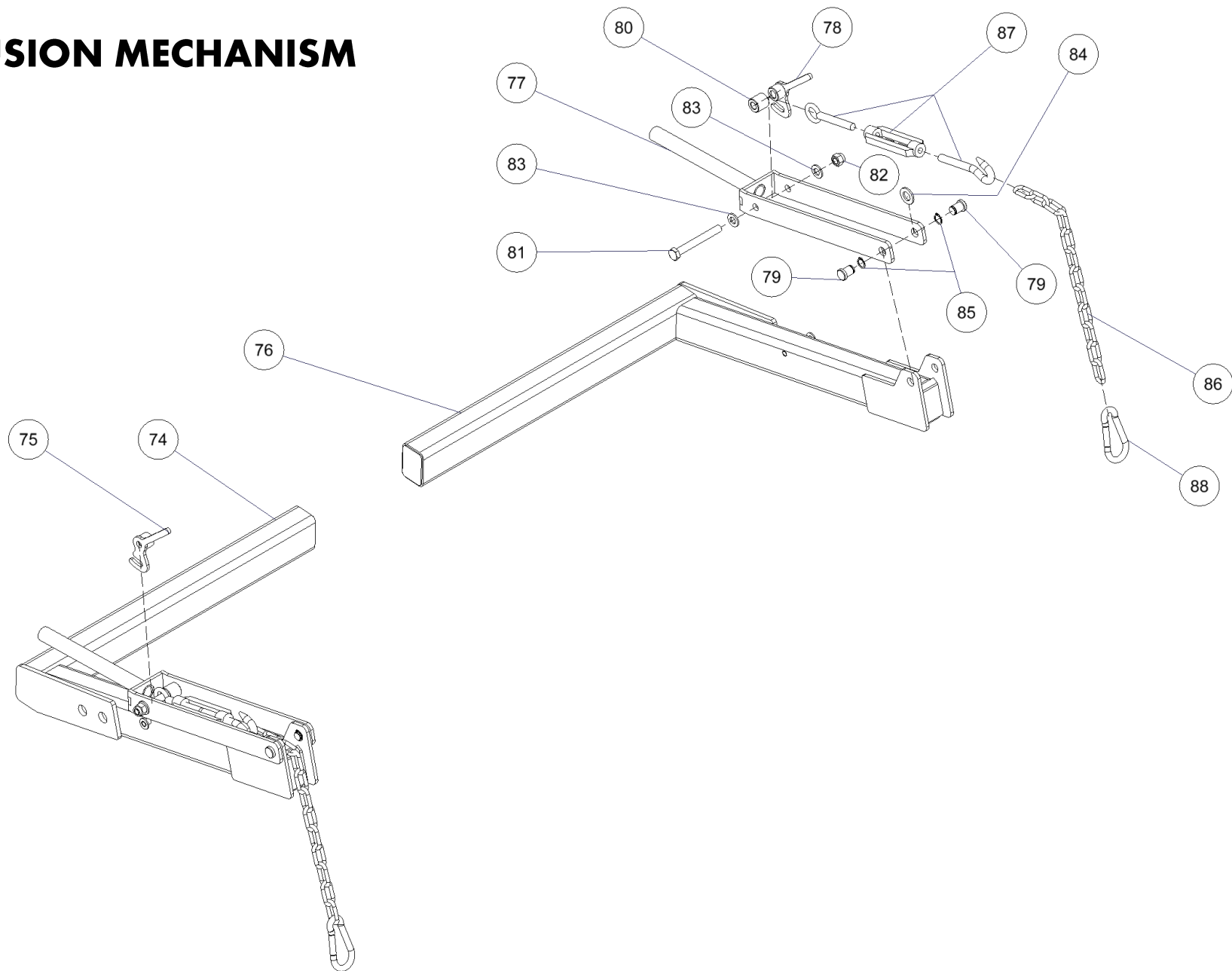
## CP2

### 06 EXTRUSION MECHANISM - rear deposition

POSITION	PART NAME	EVIDENCE NUMBER	PRICE/1pc	PIECES	NOTE
2	Auger pipe	123 06 02 00_1		1	
3	Press auger	205 06 06 00_1		1	
5	Extrusion tunnel 6,5'	123 06 04 00_1		1	
	Extrusion tunnel 5'	123 06 03 00_1			
	Extrusion tunnel 8'	123 06 05 00_1			
6	Holder of rear bearing	123 06 08 00_0		1	
12	Rear shaft	123 06 00 02_0		1	
15	Rear bearing housing	123 06 00 05_1		1	
16	Housing cover rear	123 06 00 06_0		1	
17	Labyrinth ring	123 06 00 07_0		1	
24	Screw M12x40 - 8.8 - Zn, DIN 933	0021204011		6	
25	Screw M12x45 - 8.8 - Zn, DIN 933	0021204511		8	
27	Screw M16x100 - 8.8 - Zn, DIN 933	0021610011		1	
29	Screw imbus M12x35 - 8.8 - Zn, DIN 912	0031203511		4	
30	Screw imbus M16x40 - 8.8 - Zn, DIN 912	0031604011		4	
33	Nut M16 - 8 - Zn, DIN 934	2001600011		1	
42	Washer 13 - Zn, DIN 125	2501300001		30	
43	Washer 17 - Zn, DIN 125	2501700001		13	
46	Flexible washer 12 - Zn, DIN 127	2581200001		38	
47	Flexible washer 16 - Zn, DIN 127	2581600001		12	
49	Flexible washer for imbus 12 - Zn, DIN 7980	2601200001		4	
51	Nipple	900375		2	
52	Bearing	900350		1	
53	Conical housing	900927		1	
54	Nut KM13 - Zn, DIN 981	2171300011		1	
55	Security washer MB13 - Zn	2671300001		1	
61	Felt ring	900293		3	

# CP2 06 EXTRUSION MECHANISM

chain tensioner



## CP2

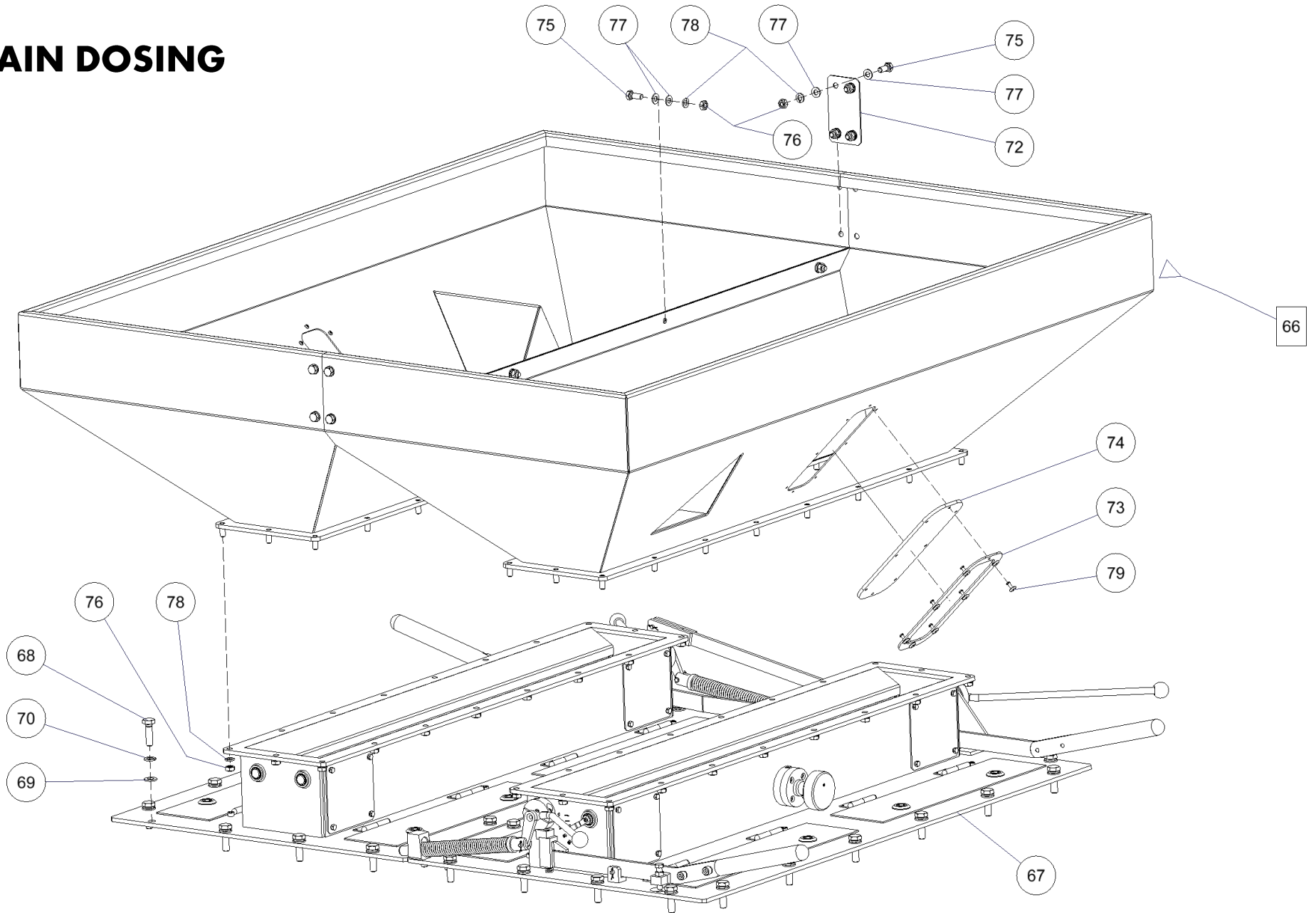
### 06 EXTRUSION MECHANISM - chain tensioner

POSITION	PART NAME	EVIDENCE NUMBER	PRICE/1pc	PIECES	NOTE
74	Hinge - L	123 06 14 00_0			
75	Locking hook - L	123 06 17 00_0			
76	Hinge - R	123 06 19 00_0			
77	Lever	123 06 16 00_0			
78	Locking hook - R	123 06 20 00_0			
79	Pivot	123 06 13 01_0			
80	Distance washer	123 06 13 02_0			
81	Screw M12x100 - 8.8 - Zn, DIN 931	0011210011			
82	Self-locking Nut M12 - 8 - Zn, DIN 982	2111200011			
83	Washer 13 - Zn, DIN 125	2501300001			
84	Washer 17 - Zn, DIN 125	2501700001			
85	Locking ring	900506			
86	Chain	900649			
87	Tensioner	900390			
88	Carabine	900242			



# CP2 07 GRAIN DOSING

hopper



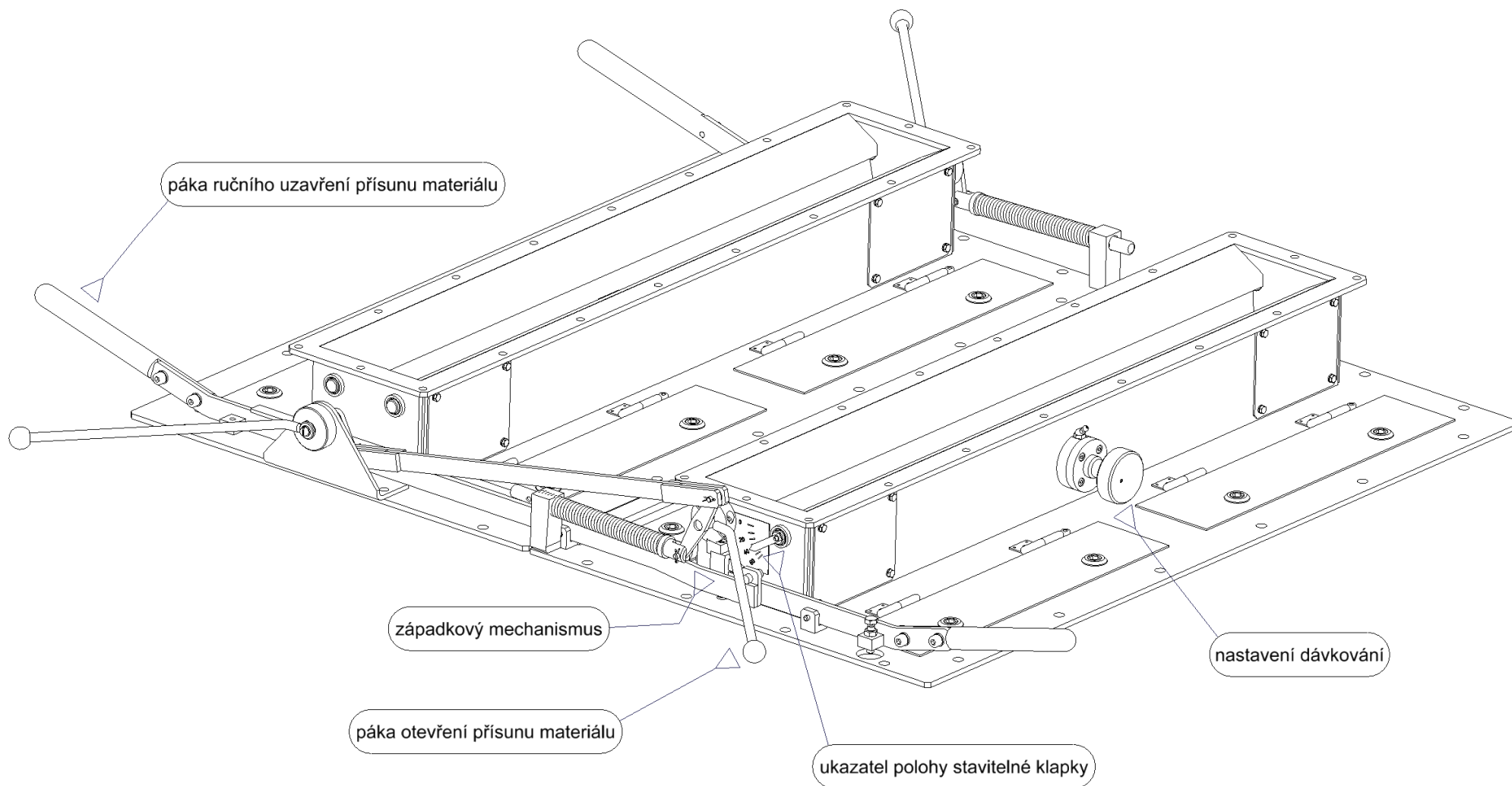
## CP2

### 07 GRAIN DOSING - hopper

POSITION	PART NAME	EVIDENCE NUMBER	PRICE/1pc	PIECES	NOTE
66	Double hopper	205 07 01 00_0			
67	Double hopper	090 00 02 00_1			
68	Screw M10x35 - 8.8 - Zn, DIN 933	0021003511			
69	Washer 10,5 - Zn, DIN 125	2501000001			
70	Flexible washer 10 - Zn, DIN 127	2581000001			
71	Hopper	205 07 02 00_0			
72	Sheet metal	077 11 01 01_1			
73	Frame	000 01 00 01_1			
74	Polycarbonate	000 01 00 02_0			
75	Screw M8x20 - 8.8 - Zn, DIN 933	0020802011			
76	Nut M8 - 8 - Zn, DIN 934	2000800011			
77	Washer 8,4 - Zn, DIN 125	2500800003			
78	Flexible washer 8 - Zn, DIN 127	2580800001			

# CP2

## 07 GRAIN DOSING



# CP2

07 GRAIN DOSING

POSITION

Grain dosing

PART NAME

EVIDENCE NUMBER

PRICE/1pc

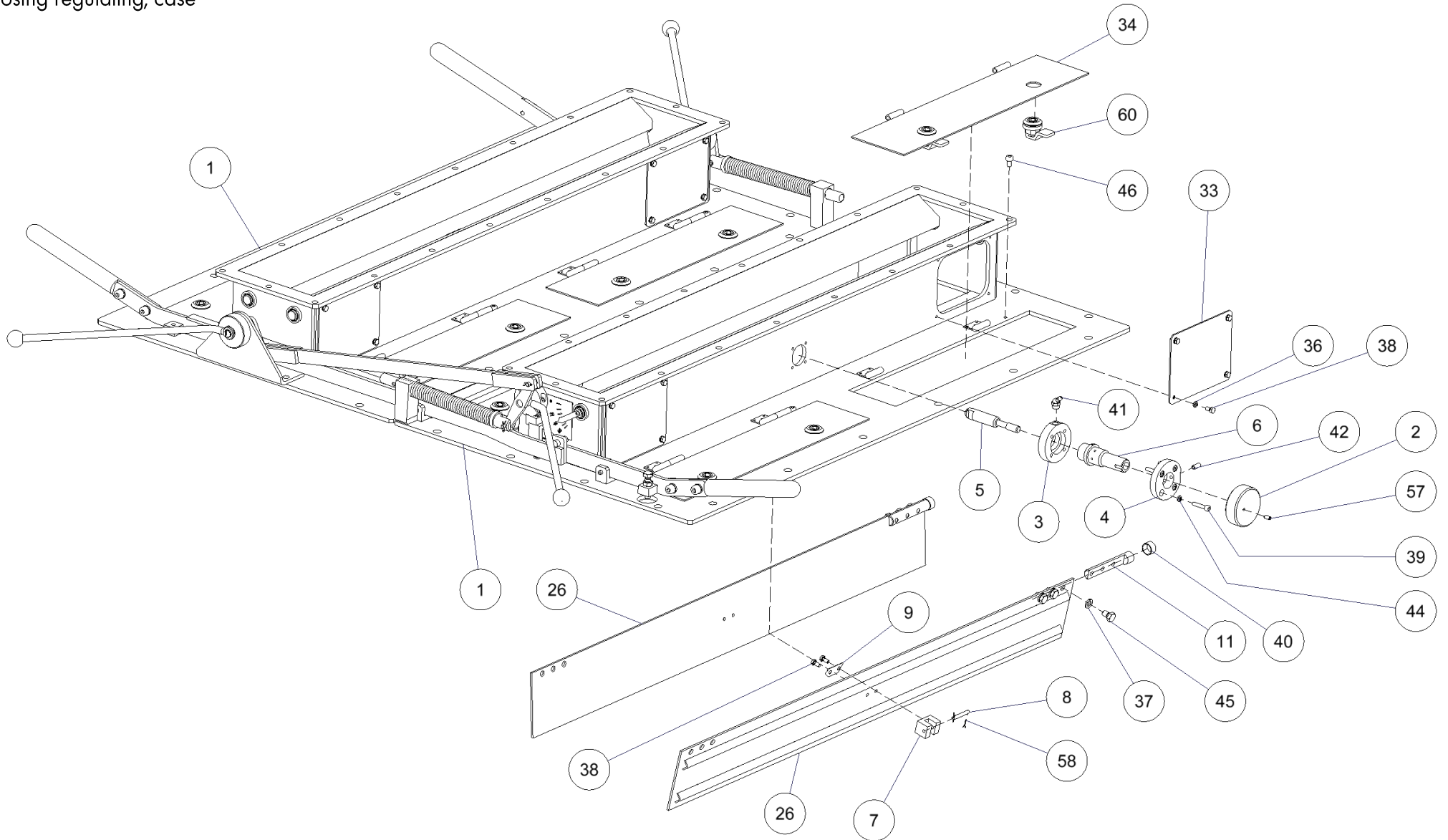
PIECES

NOTE

# CP2

## 07 GRAIN DOSING

dosing regulating, case



## CP2

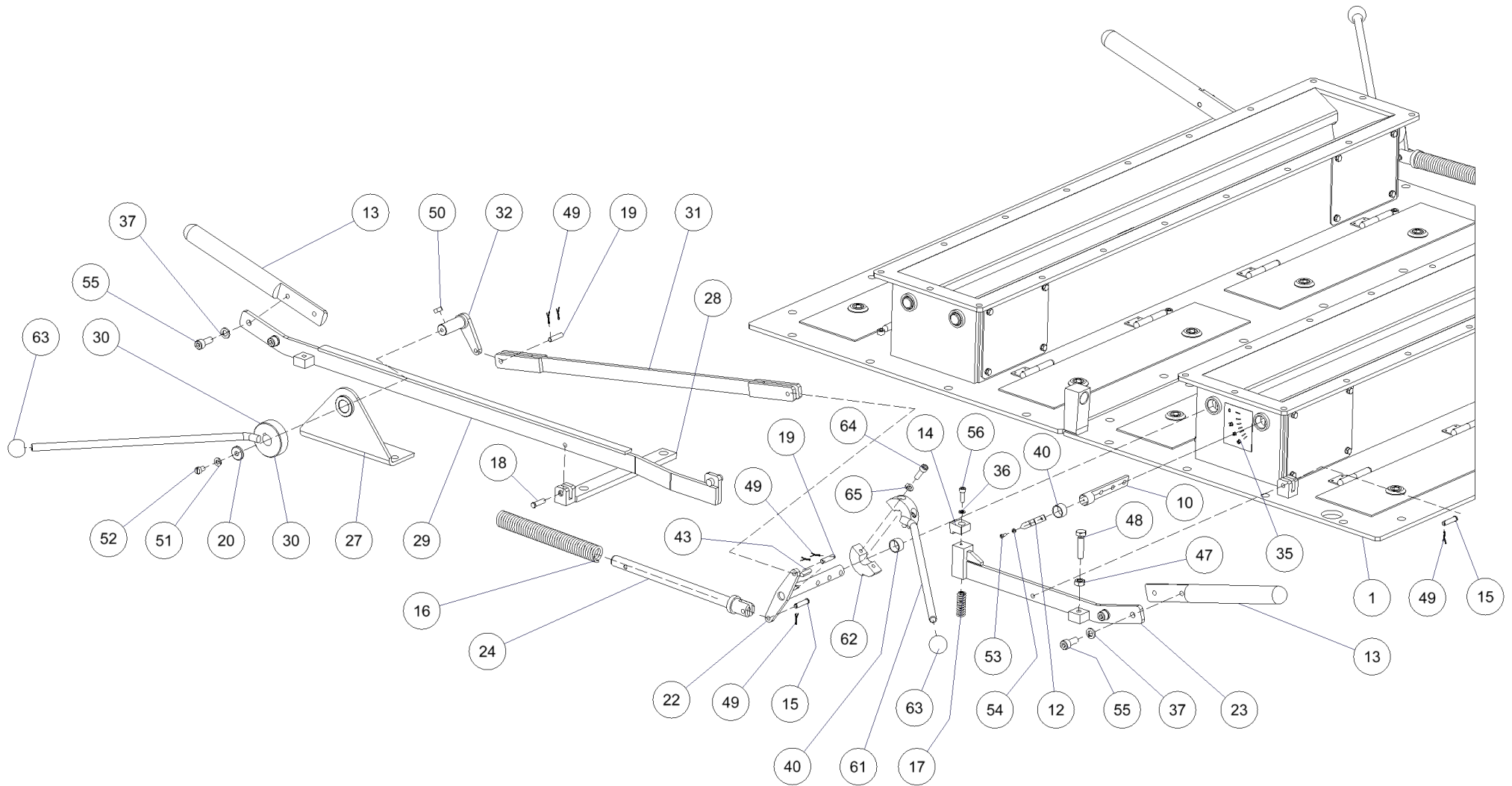
07 GRAIN DOSING - dosing regulating, case

POSITION	PART NAME	EVIDENCE NUMBER	PRICE/1pc	PIECES	NOTE
1	Hopper	090 07 01 00_1			
2	Disk	090 10 00 01_0			
3	Flange	090 10 00 02_1			
4	Flange	090 10 00 03_1			
5	Rod	090 10 00 04			
6	Spindle	090 10 00 05_1			
7	Cube flap	090 10 00 06			
8	Pivot	090 10 00 07			
9	Locking washer	090 10 00 08			
11	Pivot of the flap	090 10 00 10			
26	Flap	090 10 06 00			
33	Lid	090 12 00 01_1			
34	Lever	090 10 12 00			
36	Flexible washer 5 - Zn, DIN 127	2580500001			
37	Flexible washer 8 - Zn, DIN 127	2580800001			
38	Screw M5x10 - 8.8. - Zn, DIN 933	0020501011			
39	Screw imbus M5x25 - 8.8 - Zn, DIN 912	0030502511			
40	Sliding bushing	900258			
41	Nipple	900375			
42	Flexible pin	900556			
44	Flexible washer for imbus 5 - Zn, DIN 7980	2600500001			
45	Screw M8x12 - 8.8 - Zn, DIN 933	0020801211			
46	Screw imbus M6x10 - 8.8 - Zn, DIN 912	0030601011			
57	Screw M5 x 10 - 8.8 - Zn, DIN 913	0170501011			
58	Split pin	900881			
60	Lock	900839			

# CP2

## 07 GRAIN DOSING

opening lever, closing lever, latch mechanism, location indicator



## CP2

07 GRAIN DOSING - opening lever, closing lever, latch mechanism, location indicator

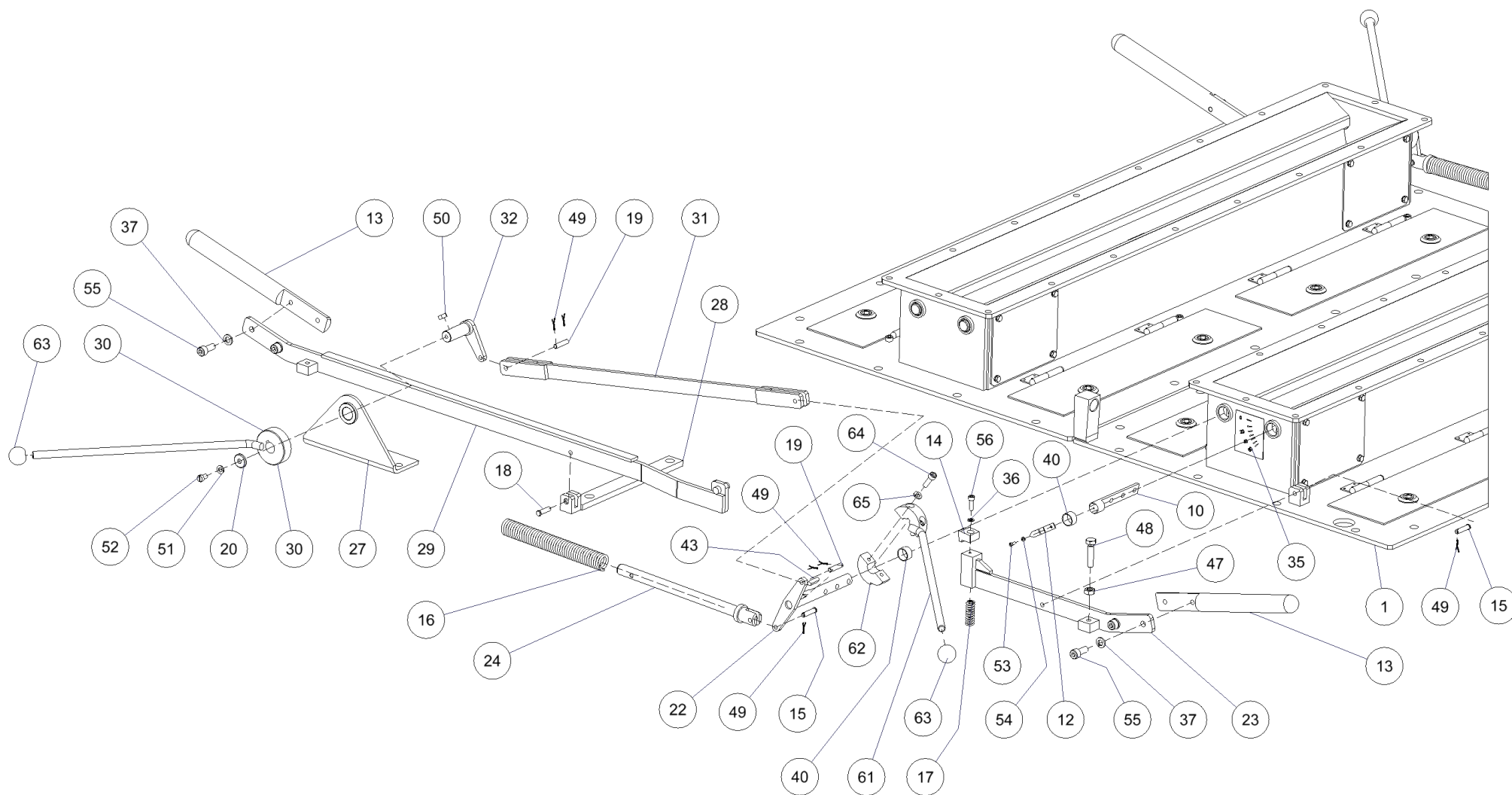
POSITION	PART NAME	EVIDENCE NUMBER	PRICE/1pc	PIECES	NOTE
1	Hopper	090 07 01 00_1			
10	Pivot of the flap	090 10 00 09			
12	Pointer (directory, index)	090 10 00 11			
13	Handle	090 10 00 12			
14	Latch	090 10 00 13			
15	Arm pivot	090 10 00 14			
16	Rod spring	090 10 00 15			
17	Latch spring	090 10 00 16			
18	Arm pivot	090 10 00 17			
19	Rod pivot	090 10 00 18			
20	Washer 20-6-3	090 10 00 19			
22	Double arm pivot	090 10 02 00			
23	Arm	090 10 03 00			
24	Rod	090 10 04 00			
27	Console	090 10 07 00			
28	Fork	090 10 08 00			
29	Arm	090 10 09 00_1			
30	Control lever	090 10 10 00			
31	Rod	090 10 11 00			
32	Lever	090 10 12 00			
35	Sticker	090 00 01 01_0			
36	Flexible washer 5 - Zn, DIN 127	2580500001			
37	Flexible washer 8 - Zn, DIN 127	2580800001			
40	Sliding bushing	900258			
43	Shaft groove	900459			
47	Nut M8 - 8 - Zn, DIN 934	2000800011			
48	Screw M8x35 - 8.8 - Zn, DIN 933	0020803511			
49	Split pin	900880			
50	Shaft groove	900458			
51	Flexible washer 6 - Zn, DIN 127	2580600001			
52					

## 07 GRAIN DOSING



# CP2

opening lever, closing lever, latch mechanism, location indicator



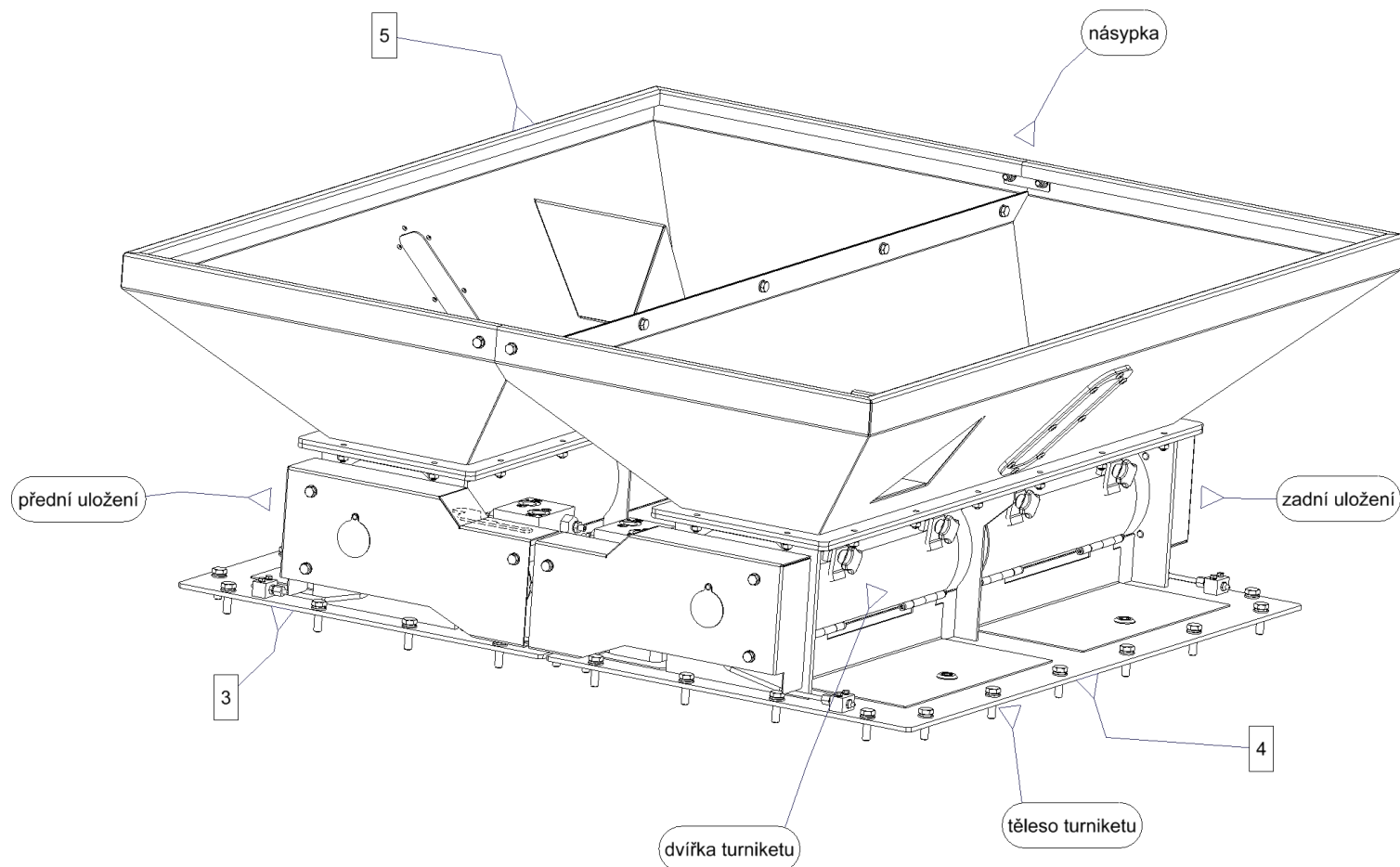
## CP2

07 GRAIN DOSING - opening lever, closing lever, latch mechanism, location indicator

POSITION	PART NAME	EVIDENCE NUMBER	PRICE/1pc	PIECES	NOTE
53	Screw M3 x 8 - 8.8 - Zn, DIN 84	0100300811			
54	Flexible washer 3 - Zn, DIN 127	2580400001			
55	Screw imbus M8x20 - 8.8 - Zn, DIN 912	0030802011			
56	Screw imbus M5x16 - 8.8 - Zn, DIN 912	0030501611			
61	Stirrup with lever	500013			
62	Stirrup	090 10 05 02			
63	Ball	900287			
64	Flexible washer 6 - Zn, DIN 127	2580600001			
65	Screw imbus M6x20 - 8.8 - Zn, DIN 912	0030602011			

# CP2 07 TOURNIQUETS

sub-assembly



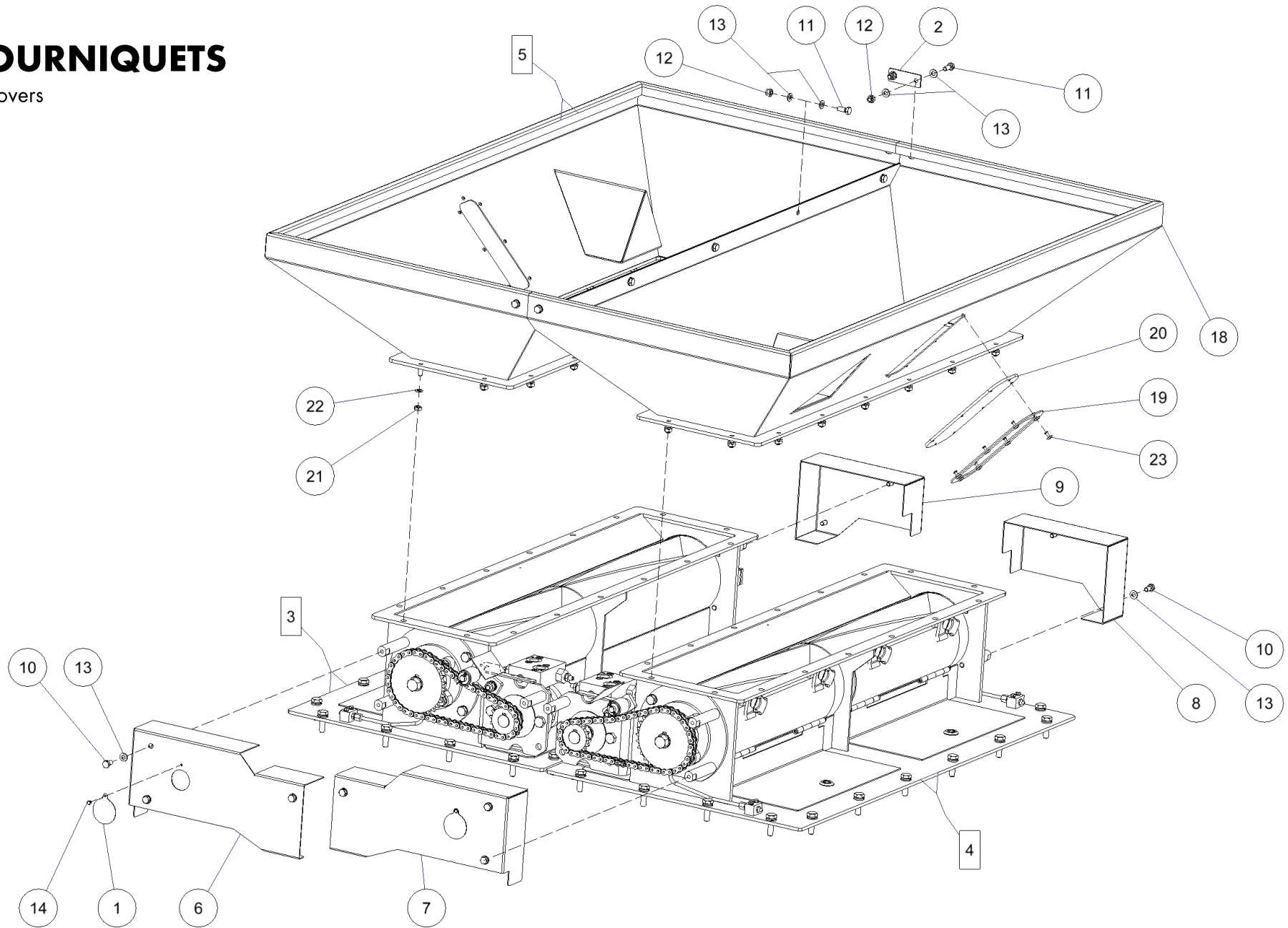
# CP2

## 07 TOURNIQUETS - sub-assembly

POSITION	PART NAME	EVIDENCE NUMBER	PRICE/1pc	PIECES	NOTE
3	Tourniquet - L - complete	116 07 00 00_4			
4	Tourniquets - R - complete	116 07 10 00_3			
5	Hopper - complete	116 11 00 00_1			

# CP2 07 TOURNIQUETS

hopper, covers



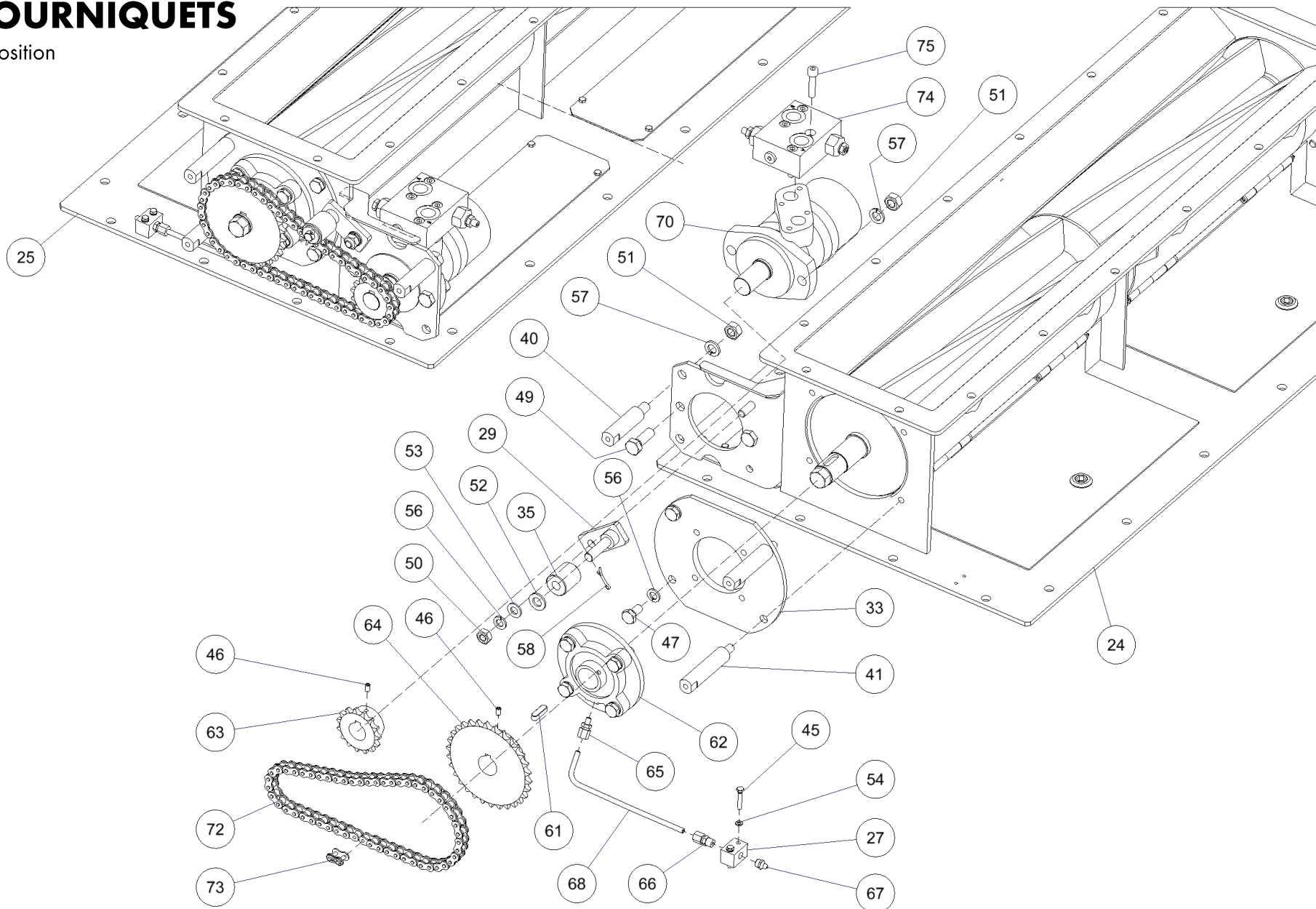
## CP2

### 07 TOURNIQUETS - hopper, covers

POSITION	PART NAME	EVIDENCE NUMBER	PRICE/1pc	PIECES	NOTE
1	Cover of the gear cover	116 00 00 01_0		1	
2	Hoppers conjunction (clutch)	116 00 00 02_0			
3	Tourniquet - L - complete	116 07 00 00_4			
4	Tourniquets - R - complete	116 07 10 00_3			
5	Hopper - complete	116 11 00 00_1			
6	Drive cover right	116 12 01 00_0			
7	Drive cover left	116 12 02 00_0			
8	Cover left	116 12 00 01_0			
9	Cover right	116 12 00 02_0			
10	Screw M8x16 - 8.8 - Zn, DIN 933	0020801611			
11	Screw M8x20 - 8.8 - Zn, DIN 933	0020802011			
12	Self-locking Nut M8 - 8 - Zn, DIN 982	2110800011			
13	Washer 8,4 - Zn, DIN 125	2500800001			
14	Rivet	900406			
18	Hopper	116 11 01 00_1			
19	Frame	000 01 00 01_1			
20	Polycarbonate	000 01 00 02_0			
21	Nut M8 - 8 - Zn, DIN 934	2000800011			
22	Flexible washer 8 - Zn, DIN 127	2580800001			
23	Rivet with a big head	900410			

# CP2 07 TOURNIQUETS

front deposition



## CP2

### 07 TOURNIQUETS - front deposition

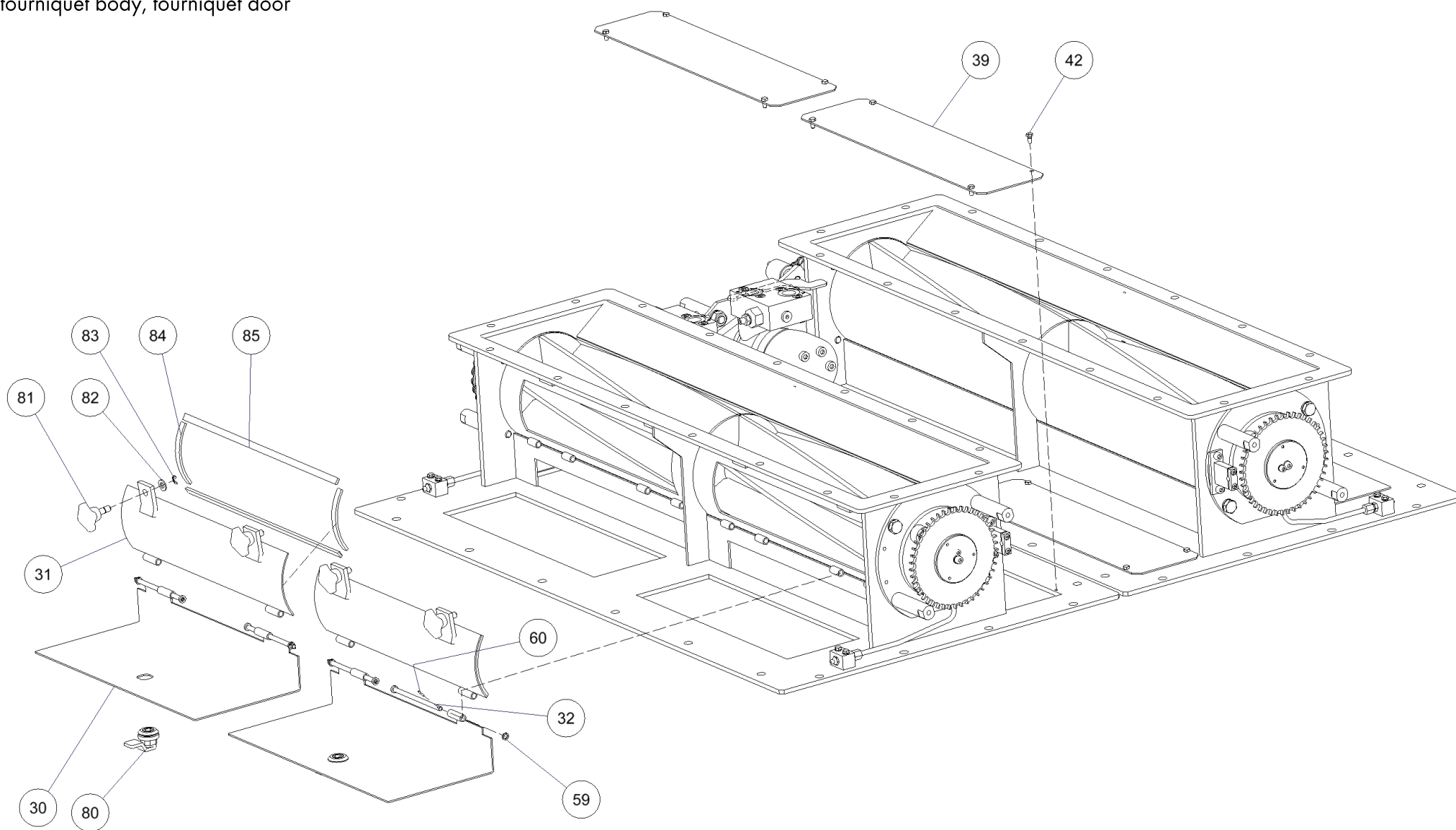
POSITION	PART NAME	EVIDENCE NUMBER	PRICE/1pc	PIECES	NOTE
24	Tourniquet body - R	116 07 11 00_2			
25	Tourniquet body - L	116 07 01 00_3			
27	Lubrication cube	126 07 00 04_0			
29	Tensioner	116 07 05 00_0			
33	Front side flange	116 07 00 01_0			
35	Pulley	116 07 00 03_0			
40	Column	116 07 00 09_0			
41	Column of gearbox cover	116 07 00 10_0			
45	Screw M5 x 28 - 8 - Zn, DIN 933	0020502811			
46	Screw imbus M6x10 - 8.8 - Zn, DIN 913	0030601011			
47	Screw M10x20 - 8.8 - Zn, DIN 933	0021002011			
49	Screw M12x35 - 8.8 - Zn, DIN 933	0021203511			
50	Nut M10 - 8 - Zn, DIN 934	2001000011			
51	Nut M12 - 8 - Zn, DIN 934	2001200011			
52	Washer 13 - Zn, DIN 125	2501300001			
53	Washer 10,5 - Zn, DIN 125	2501000001			
54	Flexible washer 5 - Zn, DIN 127	2580500001			
56	Flexible washer 10 - Zn, DIN 127	2581000001			
57	Flexible washer 12 - Zn, DIN 127	2581200001			
58	Split pin	900882			
61	Shaft groove	900455			
62	Bearing	900343			
63	Sprocket	900658			
64	Chain wheel	900662			
65	Direct screwing	900599			
66	Direct screwing	900598			
67	Nipple	900375			
68	Hose	900171			
70	Hydraulic motor	900230			
72	Chain	900655			
73	Connection article	900697			
74	Locking valve	900515			
75	Screw imbus M8x35 - 8.8 - Zn, DIN 912	0030803511			



# CP2

## 07 TOURNIQUETS

tourniquet body, tourniquet door



## CP2

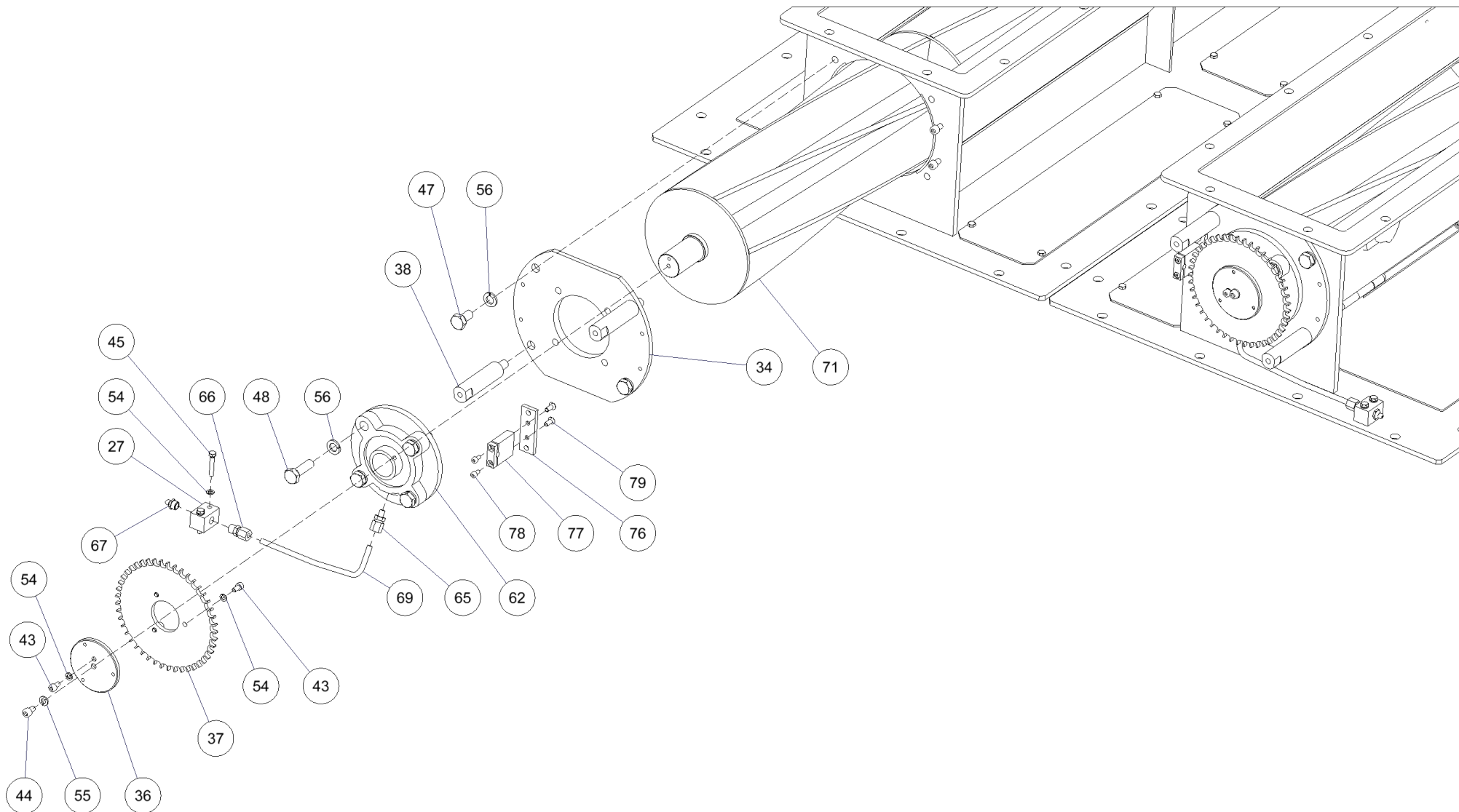
07 TOURNIQUETS – tourniquet body, tourniquet door

POSITION	PART NAME	EVIDENCE NUMBER	PRICE/1pc	PIECES	NOTE
30	Door	116 07 06 00_0			
31	Door	116 07 07 00_0			
32	Pivot of the door	116 07 08 00_0			
39	Cover	116 07 00 07_0			
42	Screw M5x10 - 8.8. - Zn, DIN 933	0020501011			
59	Flexible washer for imbus 6 - Zn, DIN 7980	2600600001			
60	Flexible pin	900557			
80	Lock	900839			
81	Crossed screw	116 07 06 03			
82	Washer 8,4 - Zn, DIN 125	2500800003			
83	Locking ring	900514			
84	Self-adhesive rubber profile	900674			
85	Self-adhesive rubber profile	900675			

# CP2

## 07 TOURNIQUETS

rear deposition



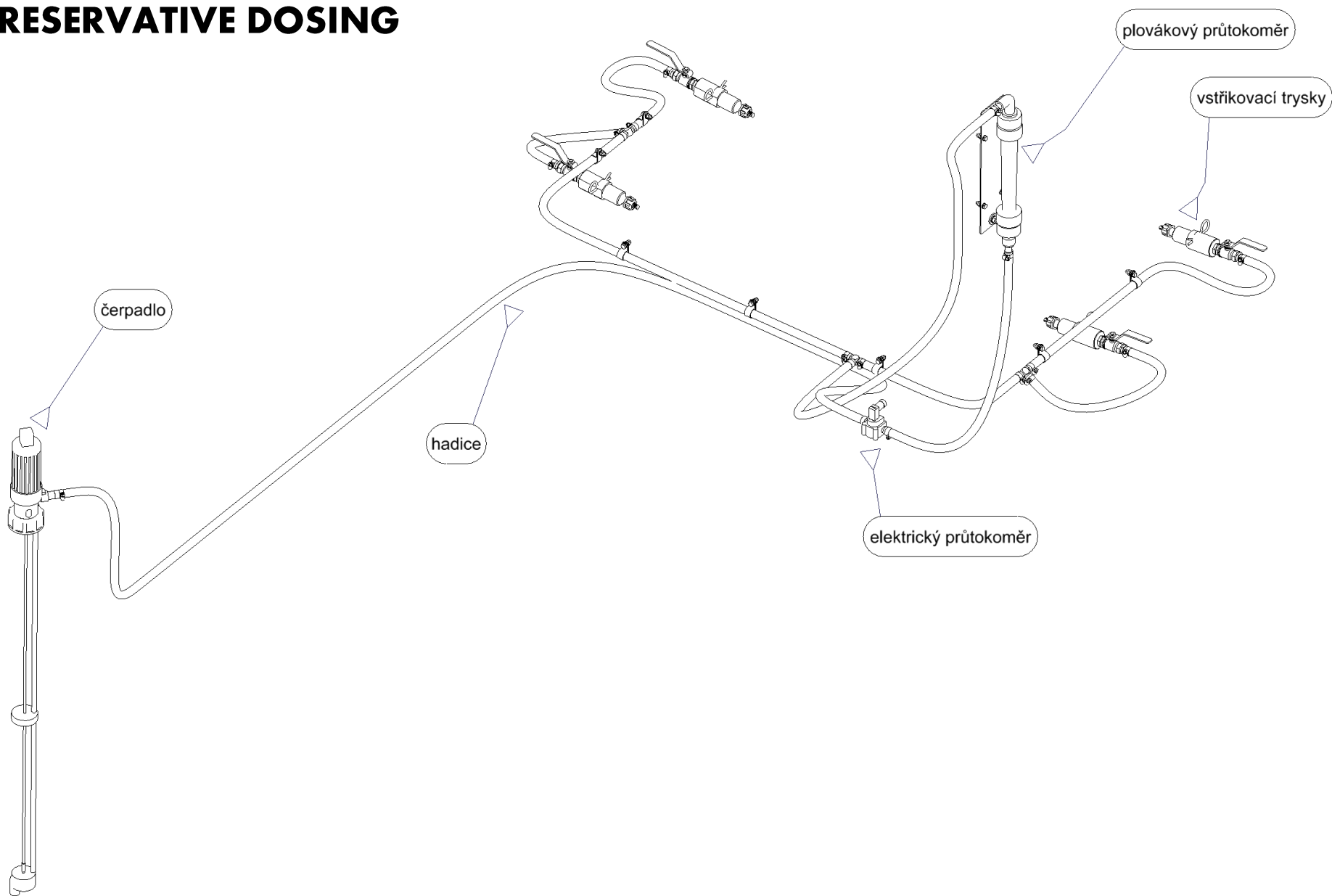
# CP2

## 07 TOURNIQUETS - rear deposition

POSITION	PART NAME	EVIDENCE NUMBER	PRICE/1pc	PIECES	NOTE
27	Lubrication cube	126 07 00 04_0			
34	Front side flange	116 07 00 02_0			
36	Sensor hub	116 07 00 04_0			
37	Sensor disk	116 07 00 05_0			
38	Column	116 07 00 06_0			
43	Screw imbus M5x10 - 8.8 - Zn, DIN 912	0030501011			
44	Screw imbus M6x10 - 8.8 - Zn, DIN 912	0030601011			
45	Screw M5 x 28 - 8 - Zn, DIN 933	0020502811			
47	Screw M10x20 - 8.8 - Zn, DIN 933	0021002011			
48	Screw M10x35 - 8.8 - Zn, DIN 933	0021003511			
54	Flexible washer 5 - Zn, DIN 127	2580500001			
55	Flexible washer 6 - Zn, DIN 127	2580600001			
56	Flexible washer 10 - Zn, DIN 127	2581000001			
62	Bearing	900343			
65	Direct screwing	900599			
66	Direct screwing	900598			
67	Nipple	900375			
69	Hose	900171			
71	Rotor	116 07 41 00_1			
76	Strip	116 07 03 01_0			
77	Cube	116 07 03 02_0			
78	Screw imbus M4x8 - 8.8 - Zn, DIN 912	0030400811			
79	Screw M5 x 12 - 8.8 - Zn, DIN 963	0080501211			

# CP2

## 08 PRESERVATIVE DOSING



# CP2

08 PRESERVATIVE DOSING

POSITION

PART NAME

EVIDENCE NUMBER

PRICE/1pc

PIECES

NOTE

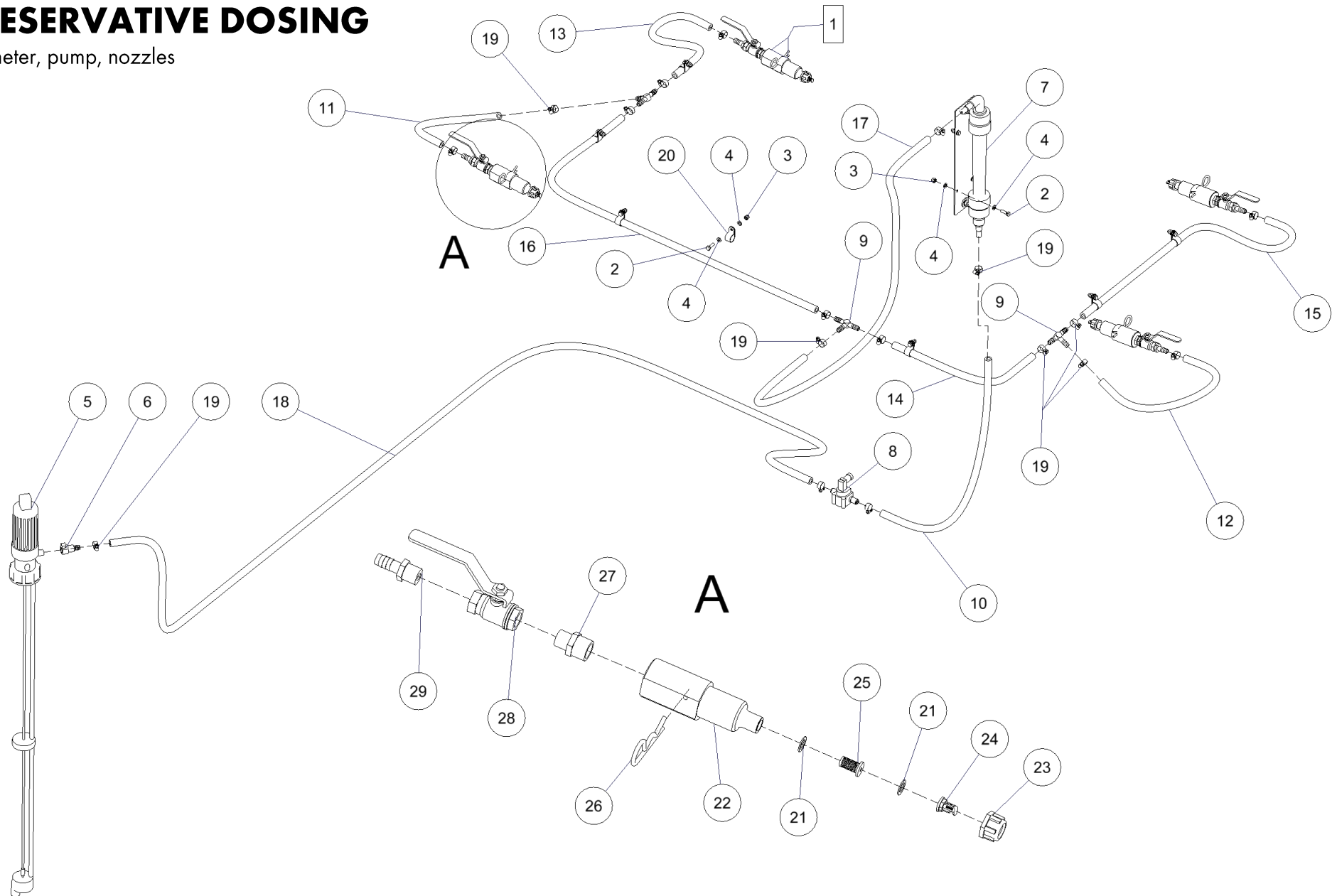
Preservative dosing

123 08 00 00\_3

# CP2

## 08 PRESERVATIVE DOSING

hose, flowmeter, pump, nozzles



# CP2

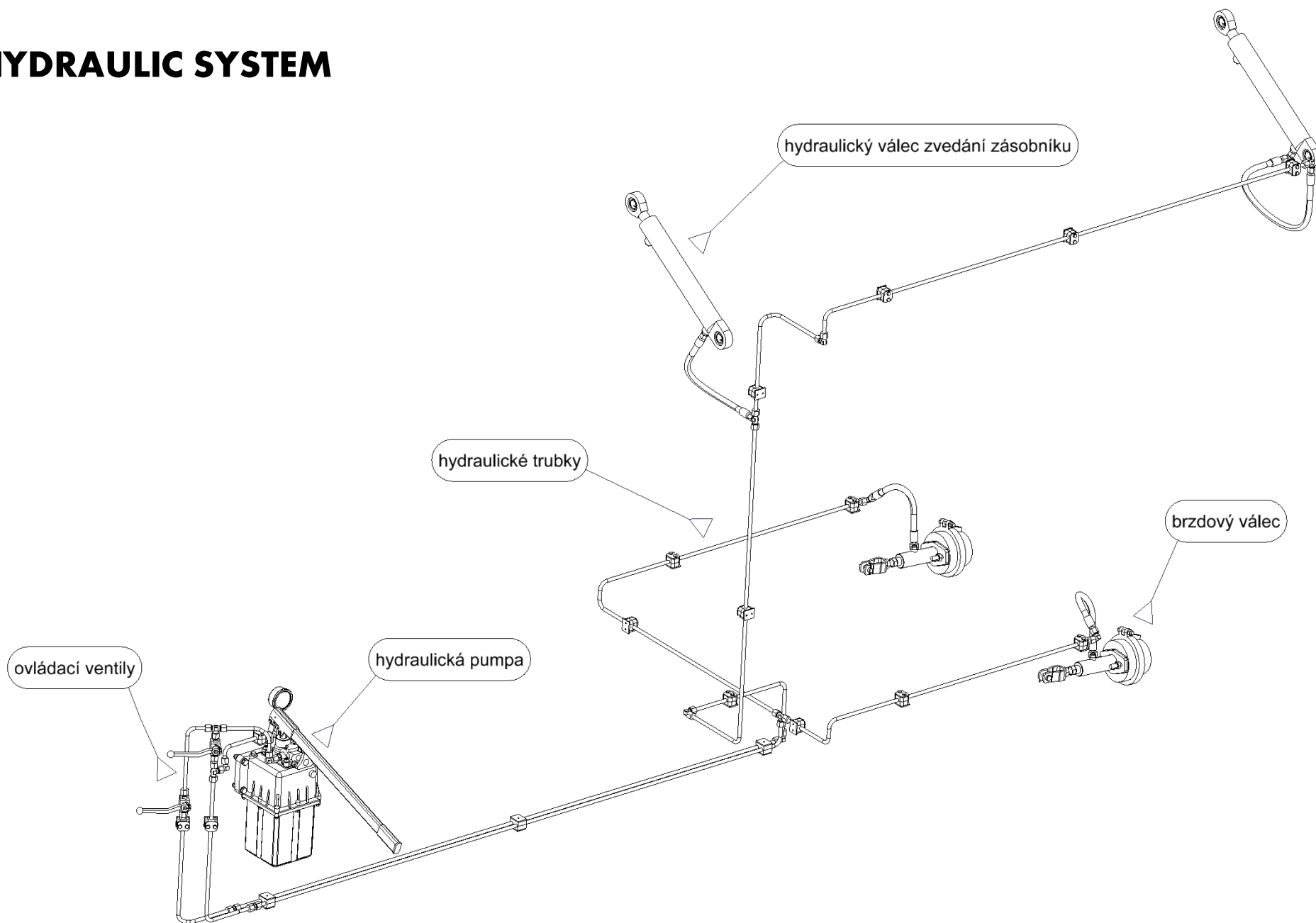
## 08 PRESERVATIVE DOSING - hose, flowmeter, pump, nozzles

POSITION	PART NAME	EVIDENCE NUMBER	PRICE/1pc	PIECES	NOTE
1	Complete sprayer	123 08 02 00_0			
2	Screw M6x20 - 8.8 - Zn, DIN 933	0020602011			
3	Self-locking Nut M6 - 8 - Zn, DIN 982	2110600011			
4	Washer 6,4 - Zn, DIN 125	2500600001			
5	Dosing pump	900027			
6	Quick coupler	900639			
7	Flowmeter	900546			
8	Flowmeter	900543			
9	Clutch	900760			
10	Hose	900129			
11	Hose	900128			
12	Hose	900128			
13	Hose	900132			
14	Hose	900131			
15	Hose	900132			
16	Hose	900126			
17	Hose	900127			
18	Hose	900130			
19	Torro S-clip	900742			
20	Hose handle	900795			
21	Sealing	123 08 01 01_1			
22	Body of the nozzle holder	074 08 00 01_2			
23	Nut	900366			
24	Nozzle dark blue	900758			
25	Nozzle filter	900108			
26	Spring split pin	900553			
27	Reduction	900614			
28	Ball valve (cock)	900318			
29	Hose extension	900214			



# CP2

## 09 HYDRAULIC SYSTEM



# CP2

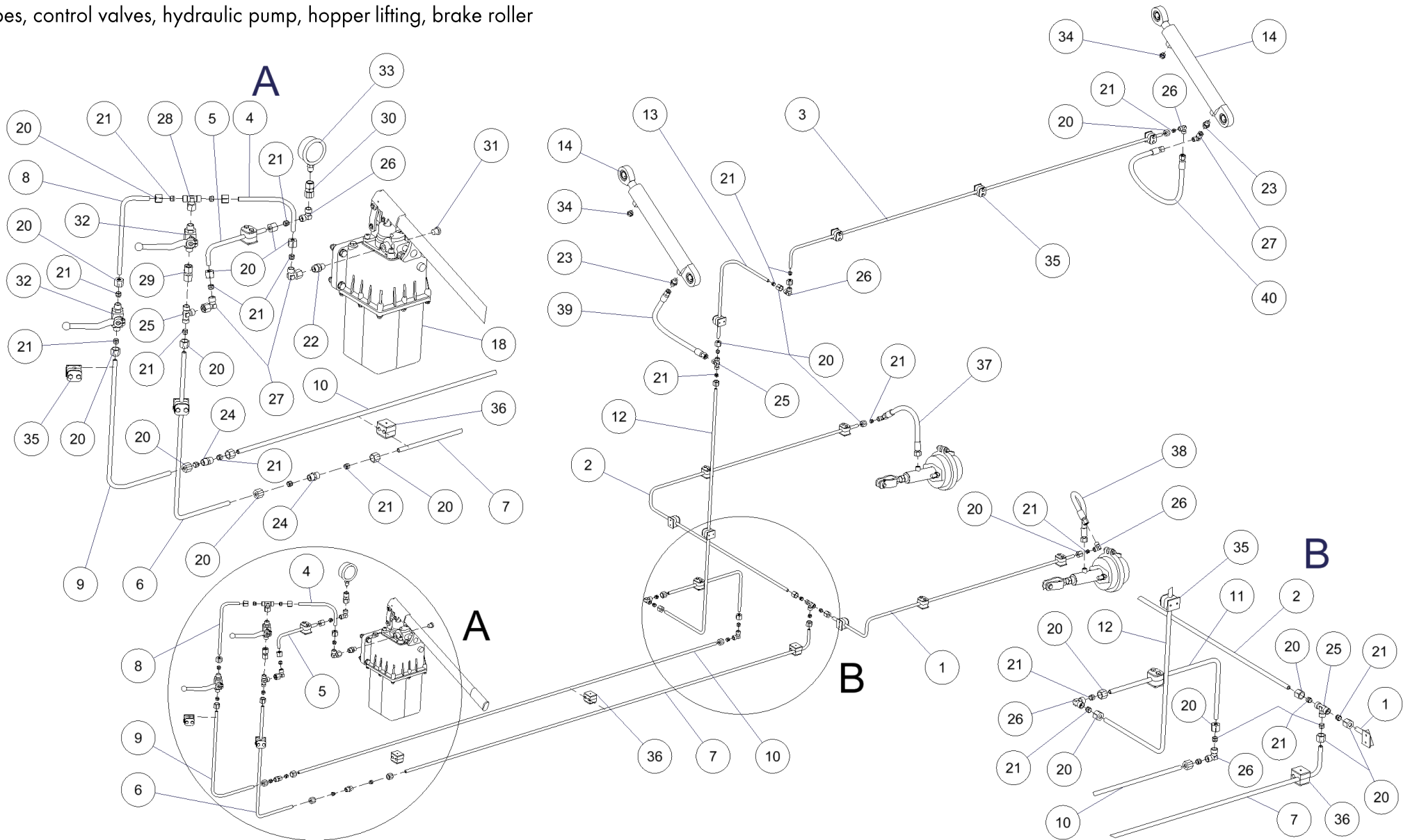
09 HYDRAULIC SYSTEM

POSITION	PART NAME	EVIDENCE NUMBER	PRICE/1pc	PIECES	NOTE
Hydraulic system		123 09 00 00_4		1	

# CP2

## 09 HYDRAULIC SYSTEM

tubes, control valves, hydraulic pump, hopper lifting, brake roller



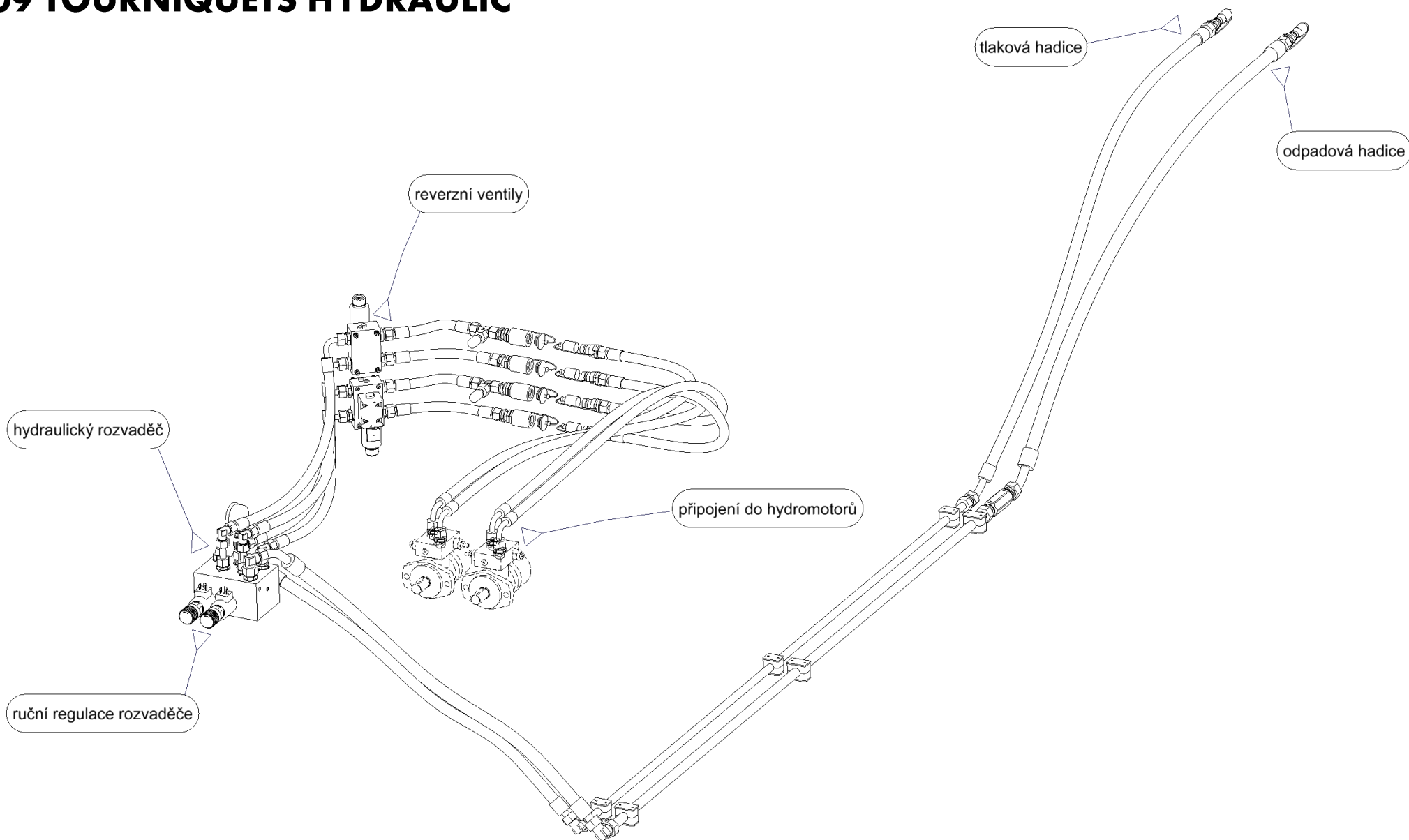
## CP2

09 HYDRAULIC SYSTEM - tubes, control valves, hydraulic pump, hopper lifting, brake roller

POSITION	PART NAME	EVIDENCE NUMBER	PRICE/1pc	PIECES	NOTE
1	Hydraulic tube 10x1,5	205 09 00 01_0			
2	Hydraulic tube 10x1,5	205 09 00 02_0			
3	Hydraulic tube 10x1,5	205 09 00 03_0			
4	Hydraulic tube 10x1,5	123 09 00 01_1			
5	Hydraulic tube 10x1,5	123 09 00 02_1			
6	Hydraulic tube 10x1,5	123 09 00 03_1			
7	Hydraulic tube 10x1,5	123 09 00 04_0			
8	Hydraulic tube 10x1,5	123 09 00 08_1			
9	Hydraulic tube 10x1,5	123 09 00 09_1			
10	Hydraulic tube 10x1,5	123 09 00 10_0			
11	Hydraulic tube 10x1,5	123 09 00 11_0			
12	Hydraulic tube 10x1,5	123 09 00 12_0			
13	Hydraulic tube 10x1,5	123 09 00 13_0			
14	Hydraulic roller of the hopper	123 09 01 00_0			
18	Hand pump	900636			
20	Union nut	900566			
21	Notch ring	900844			
22	Direct connection	900581			
23	Direct connection	900576			
24	Direct conjunction (clutch)	900687			
25	T conjunction (clutch)	900723			
26	Angle conjunction (clutch)	900789			
27	Angle connection - adjustable	900783			
28	T connection - adjustable	900721			
29	Direct connection with sealing cone	900592			
30	Manometer connection	900606			
31	Plug	900859			
32	Ball valve (cock)	900317			
33	Manometer	900365			
34	Damper - flat	900741			
35	Tube holder	900037			
36	Tube holder	900040			
37	Hose	900139			
38	Hose	900139			
39	Hose	900140			
40	Hose	900141			

# CP2

## 09 TOURNIQUETS HYDRAULIC



# CP2

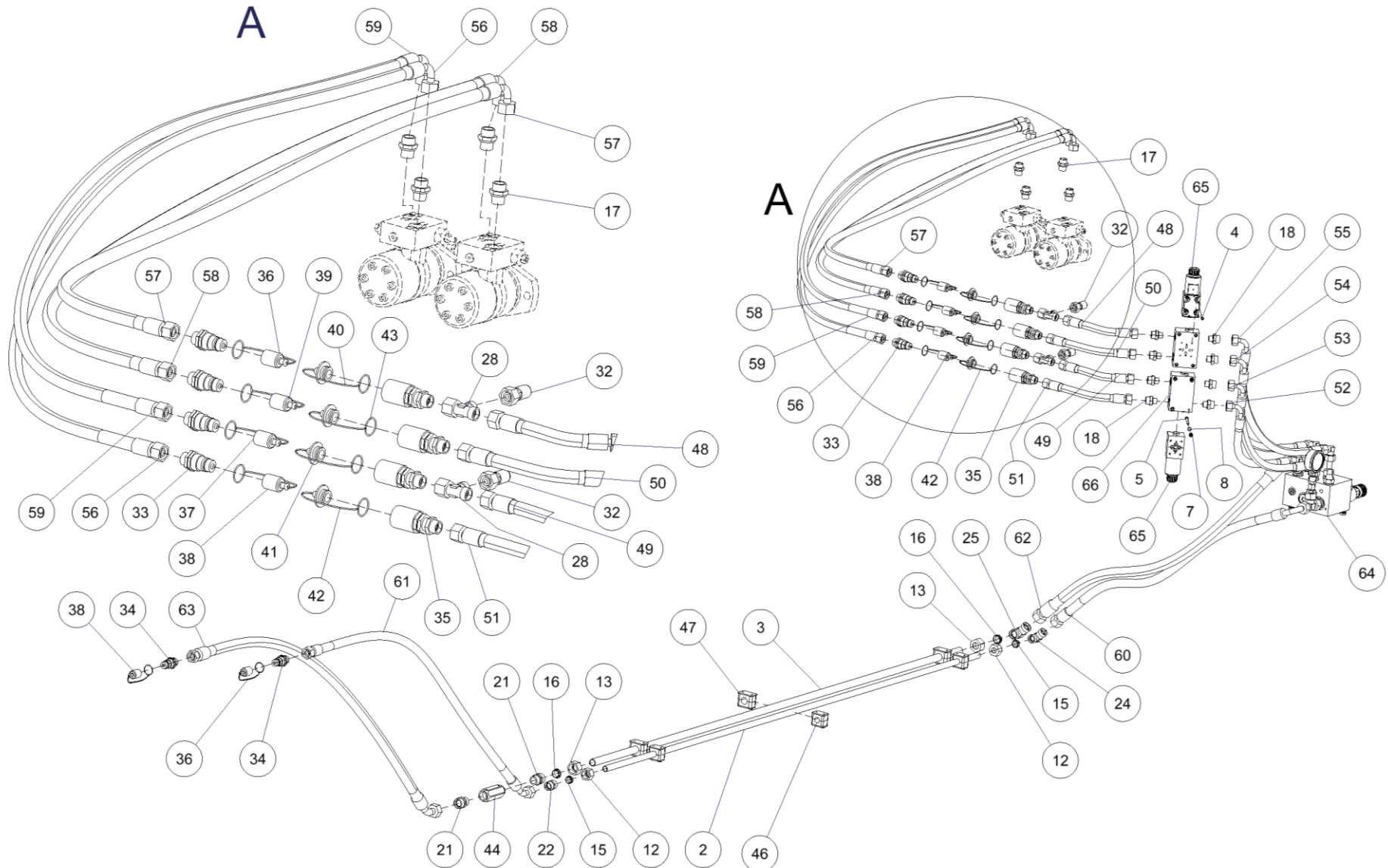
09 TOURNIQUET HYDRAULIC

POSITION	PART NAME	EVIDENCE NUMBER	PRICE/1pc	PIECES	NOTE
	Hydraulic system	123 09 00 00_4		1	

# CP2

## 09 TOURNIQUET HYDRAULIC

reverse valves, connection to the hydraulic motor, pressure hose, waste hose



## CP2

09 TOURNIQUET HYDRAULICS - reverse valves, connection to the hydraulic motor, pressure hose, waste hose

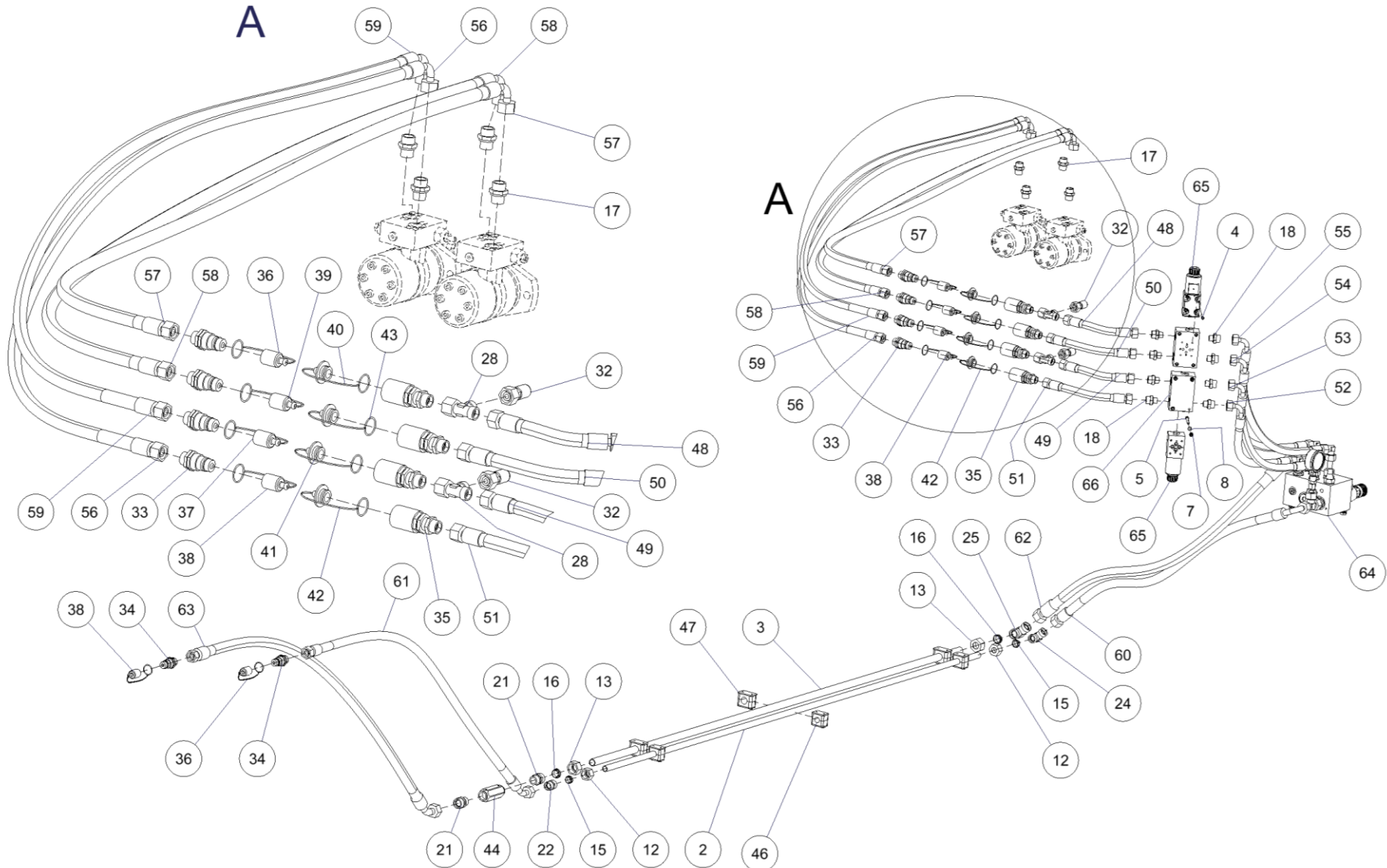
POSITION	PART NAME	EVIDENCE NUMBER	PRICE/1pc	PIECES	NOTE
2	Hydraulic tube 18x2	123 09 00 16_0			
3	Hydraulic tube 22x2	123 09 00 17_0			
4	Screw imbus M5x30 - 8.8 - Zn, DIN 912	0030503011			
5	Screw imbus M6x55 - 8.8 - Zn, DIN 912	0030605511			
7	Self-locking Nut M6 - 8 - Zn, DIN 982	2110600011			
8	Washer 6,4 - Zn, DIN 125	2500600001			
12	Union nut	900568			
13	Union nut	900569			
15	Notch ring	900846			
16	Notch ring	900847			
17	Direct connection	900583			
18	Direct connection	900582			
21	Direct connection	900586			
22	Direct conjunction (clutch)	900688			
24	Angle conjunction (clutch)	900791			
25	Angle conjunction (clutch)	900792			
28	T connection - adjustable	900718			
32	Measuring place with nut	900380			
33	Quick coupler male	900640			
34	Quick coupler male	900641			
35	Quick coupler female	900643			
36	Male coupling, red	900304			
37	Male coupling, yellow	900307			
38	Male coupling, green	900306			
39	Male coupling, blue	900305			
40	Female coupling, red	900308			
41	Female coupling, yellow	900311			
42	Female coupling, green	900310			
43	Female coupling, blue	900309			
44	Unidirectional valve	900237			
46	Welding plate of the tube holder	900402			
47	Welding plate of the tube holder	900403			
48	Hose	900143			
49	Hose	900143			



# CP2

## 09 TOURNIQUET HYDRAULICS

reverse valves, connection to the hydraulic motor, pressure hose, waste hose



## CP2

09 TOURNIQUET HYDRAULICS - reverse valves, connection to the hydraulic mototr, pressure hose, waste hose

POSITION	PART NAME	EVIDENCE NUMBER	PRICE/1pc	PIECES	NOTE
50	Hose	900144			
51	Hose	900144			
52	Hose	900145			
53	Hose	900146			
54	Hose	900147			
55	Hose	900148			
56	Hose	900192			
57	Hose	900192			
58	Hose	900192			
59	Hose	900192			
60	Hose	900149			
61	Hose	900150			
62	Hose	900151			
63	Hose	900152			
64	Switchboard	900540			
65	Switchboard	900626			
66	Base plate	900838			

# CP2

## 09 TOURNIQUET HYDRAULICS

switchboard, manual regulation of the switchboard



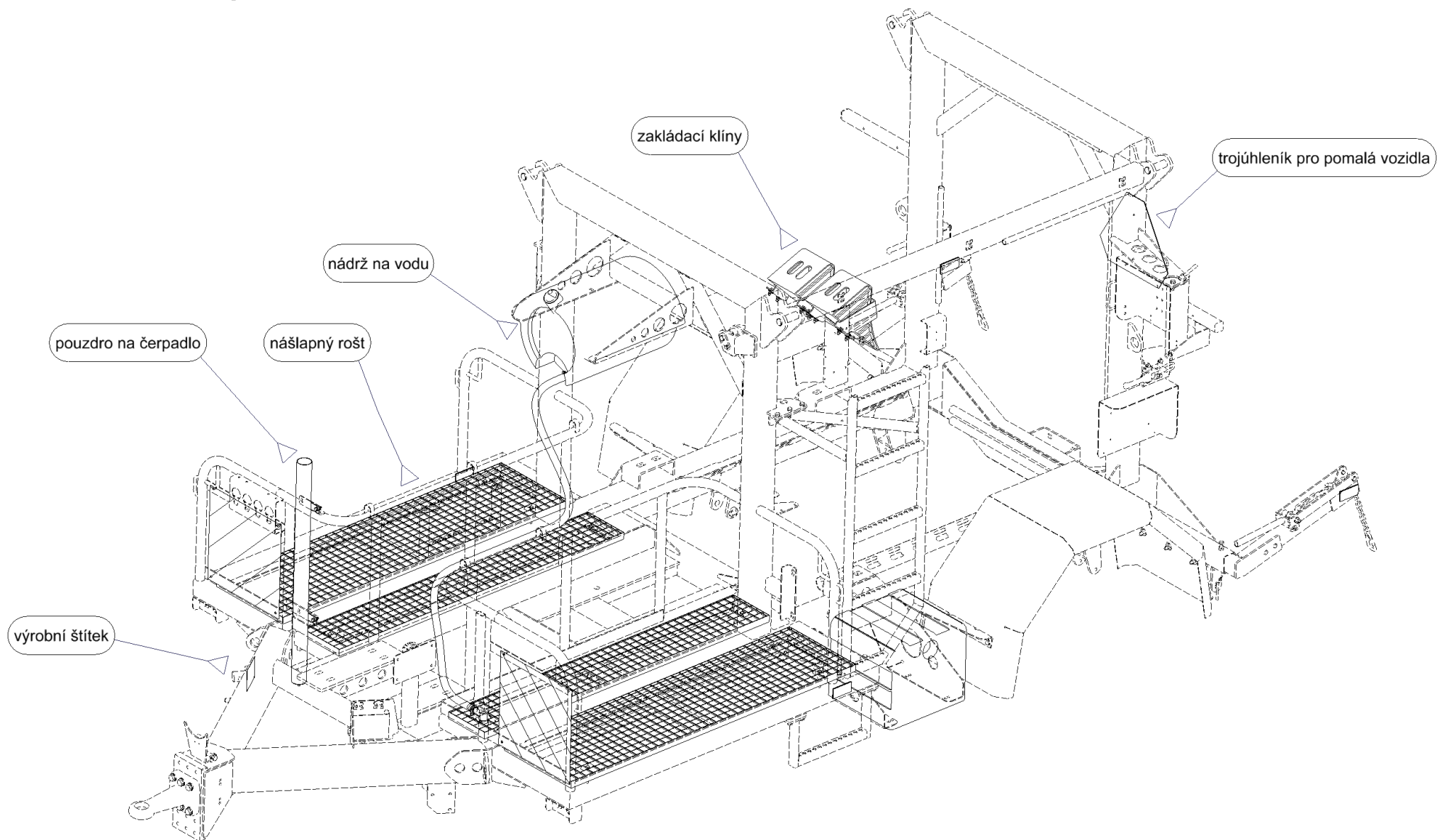
## CP2

09 TOURNIQUET HYDRAULICS - switchboard, manual regulation of the switchboard

POSITION	PART NAME	EVIDENCE NUMBER	PRICE/1pc	PIECES	NOTE
1	Hydraulic tube 10x1,5	123 09 00 15_0			
6	Screw M10x20 - 8.8 - Zn, DIN 933	0021002011			
9	Washer 10,5 - Zn, DIN 125	2501000001			
10	Flexible washer 10 - Zn, DIN 127	2581000001			
11	Union nut	900567			
14	Notch ring	900845			
17	Direct connection	900583			
19	Direct connection	900585			
20	Direct connection	900584			
23	Angle conjunction (clutch)	900790			
26	Angle connection - adjustable	900785			
27	Angle connection - adjustable	900786			
29	T connection - adjustable	900719			
30	Reducing screwing	900617			
31	Manometer connection	900606			
45	Manometer	900365			
52	Hose	900145			
53	Hose	900146			
54	Hose	900147			
55	Hose	900148			
60	Hose	900149			
62	Hose	900151			
64	Switchboard	900540			

# CP2

## 10 ASSEMBLY, FITTING OUT



# CP2

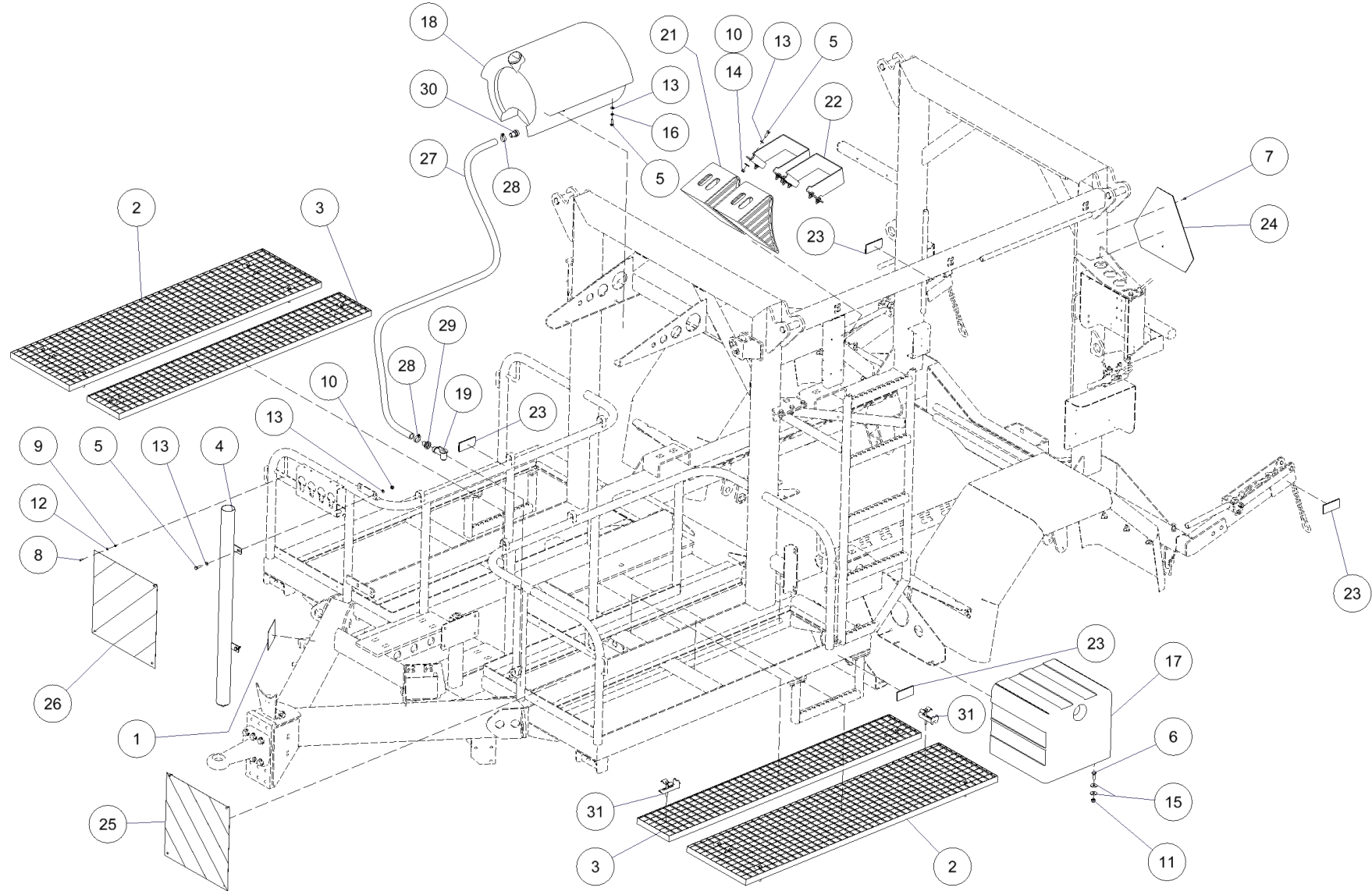
10 ASSEMBLY, FITTING OUT

POSITION	PART NAME	EVIDENCE NUMBER	PRICE/1pc	PIECES	NOTE
Assembly, fitting out		123 10 00 00_2		1	

# CP2

## 10 ASSEMBLY, FITTING OUT

grade, barrel for water, pump housing, wedges, triangle, production label



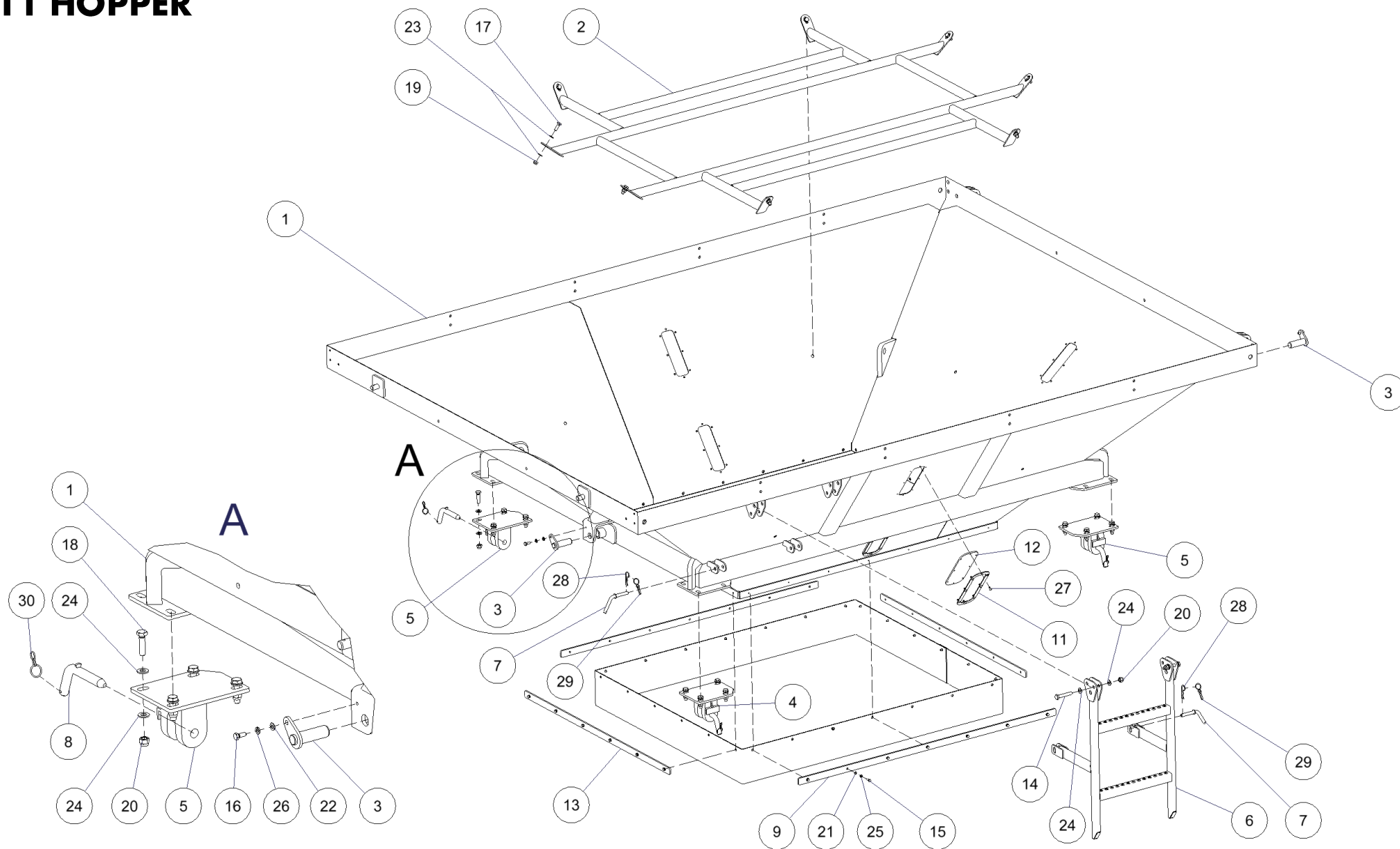
## CP2

10 ASSEMBLY, FITTING OUT - grade, barrel for water, pump housing, wedges, triangle, production label

POSITION	PART NAME	EVIDENCE NUMBER	PRICE/1pc	PIECES	NOTE
1	Production label	205 10 00 01_0			
2	Chassis grate	123 10 00 01_0			
3	Chassis grate	123 10 00 02_0			
4	Tubus for pump suction	124 10 09 00_2			
5	Screw M8x25 - 8.8 - Zn, DIN 933	0020802511			
6	Screw M10x30 - 8.8 - Zn, DIN 933	0021003011			
7	Screw imbus M5x10 - 10.9 - Zn, DIN 912	0030501021			
8	Screw imbus M5x16 - 10.9 - Zn, DIN 912	0030501621			
9	Self-locking Nut M5 - 8 - Zn, DIN 982	2110500011			
10	Self-locking Nut M8 - 8 - Zn, DIN 982	2110800011			
11	Self-locking Nut M10 - 8 - Zn, DIN 982	2111000011			
12	Washer 5,3 - Zn, DIN 125	2500500001			
13	Washer 8,4 - Zn, DIN 125	2500800001			
14	Big washer 8,4 - Zn	2540800001			
15	Big washer 10,5 - Zn	2541000001			
16	Flexible washer 8 - Zn, DIN 127	2580800001			
17	Box for tools	900678			
18	Water barrel	900387			
19	Drain cock	900263			
21	Filing wedge	900836			
22	Wedge holder	900035			
23	Reflector, rectangular, orange self adhesive	900419			
24	Warning mark	900828			
25	Parking board L	900446			
26	Parking board P	900447			
27	Hose	900138			
28	Torro S-clip	900743			
29	Hose clamp	900221			
30	Hose clamp	900220			
31	Floor grates handle	900796			



# CP2 11 HOPPER

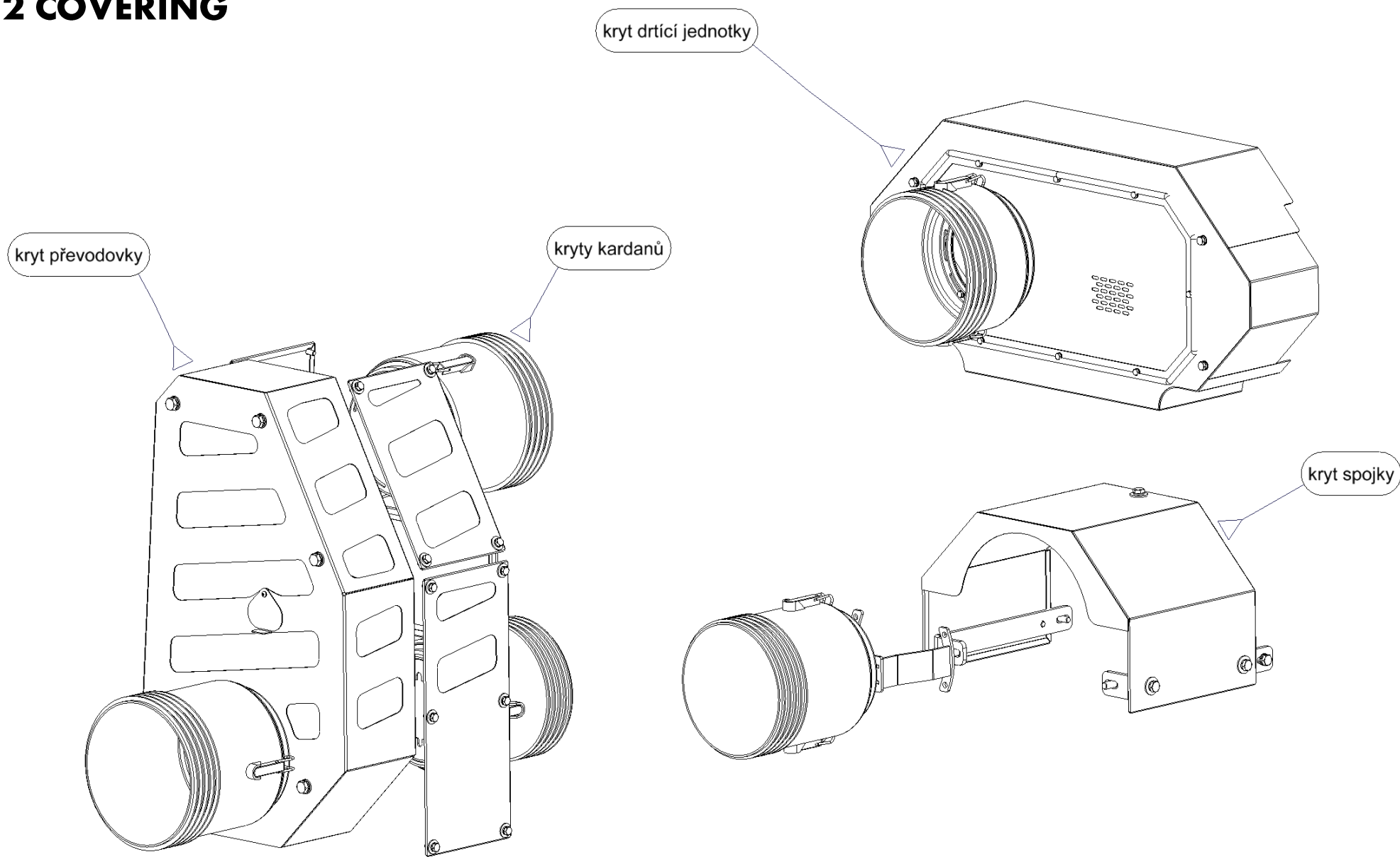


# CP2

## 11 HOPPER

POSITION	PART NAME	EVIDENCE NUMBER	PRICE/1pc	PIECES	NOTE
1	Hopper	205 11 01 00_1			
2	Walkable frame	205 11 22 00_0			
3	Pivot body	123 01 23 00_0			
4	Fork with plate - left	123 11 10 00_1			
5	Fork with plate - right	123 11 11 00_1			
6	Upper ladder	123 11 20 00_1			
7	Locking pivot	123 11 21 00_0			
8	Hopper pivot	123 11 23 00_0			
9	Side reinforcement clip	205 11 00 01_1			
10	Rubber belt	205 11 00 03_1			
11	Frame	000 01 00 01_1			
12	Polycarbonate	000 01 00 02_0			
13	Forehead sealing tac	123 11 00 02_0			
14	Screw M12x70 - 8.8 - Zn, DIN 931	0011207011			
15	Screw M6x20 - 8.8 - Zn, DIN 933	0020602011			
16	Screw M8x20 - 8.8 - Zn, DIN 933	0020802011			
17	Screw M10x50 - 8.8 - Zn, DIN 933	0021005011			
18	Screw M12x45 - 8.8 - Zn, DIN 933	0021204511			
19	Self-locking Nut M10 - 8 - Zn, DIN 982	2111000011			
20	Self-locking Nut M12 - 8 - Zn, DIN 982	2111200011			
21	Washer 6,4 - Zn, DIN 125	2500600001			
22	Washer 8,4 - Zn, DIN 125	2500800001			
23	Washer 10,5 - Zn, DIN 125	2501000001			
24	Washer 13 - Zn, DIN 125	2501300001			
25	Flexible washer 6 - Zn, DIN 127	2580600001			
26	Flexible washer 8 - Zn, DIN 127	2580800001			
27	Rivet with a big head	900412			
28	Spring split pin	900552			
29	Rope	900325			
30	Chain with ring and with carabine	900667			

# CP2 12 COVERING



# CP2

12 COVERING  
POSITION

Covering

PART NAME

EVIDENCE NUMBER

123 12 00 00\_6

PRICE/1pc

PIECES

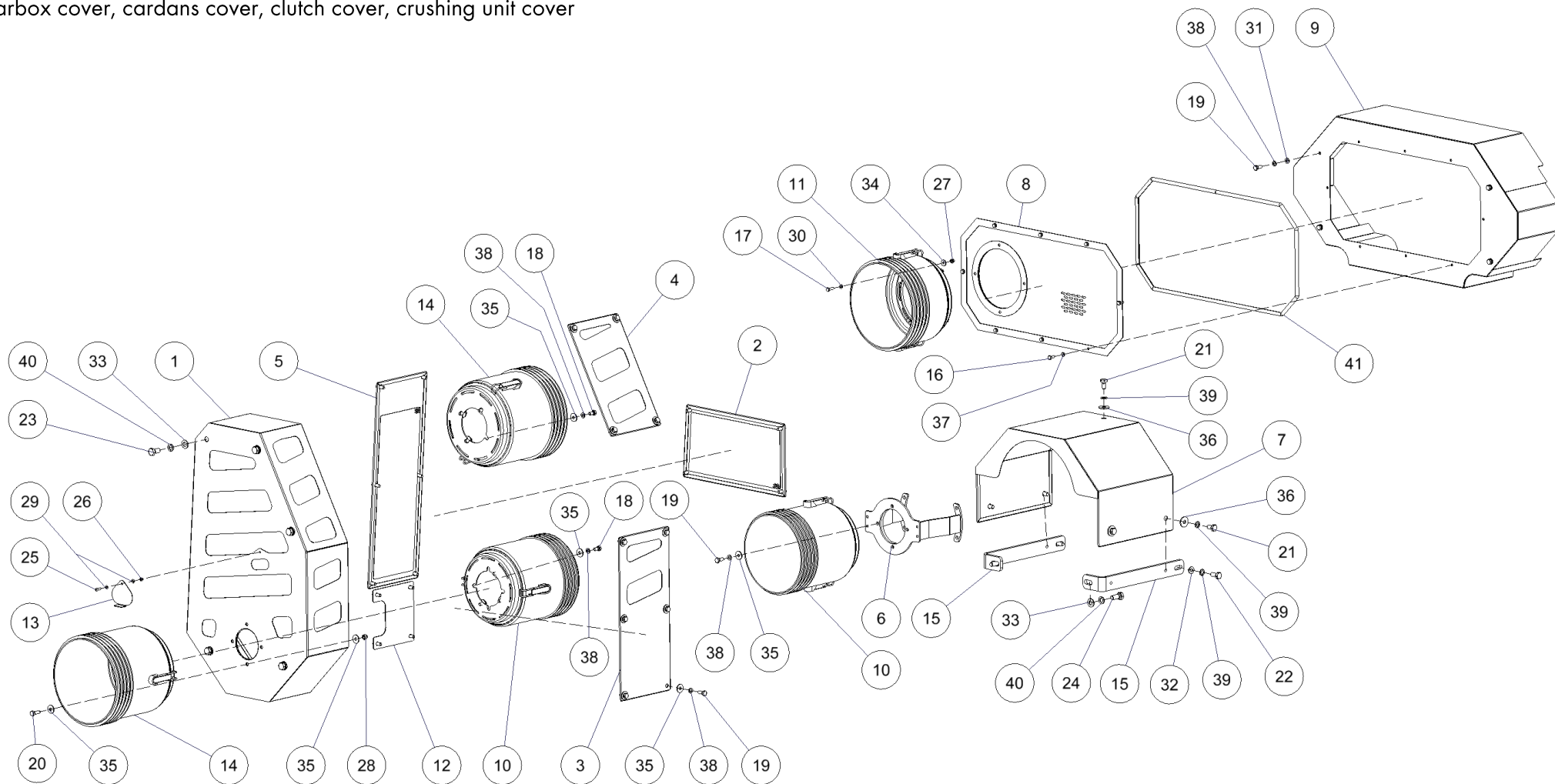
1

NOTE

# CP2

## 12 COVERING

gearbox cover, cardans cover, clutch cover, crushing unit cover



## CP2

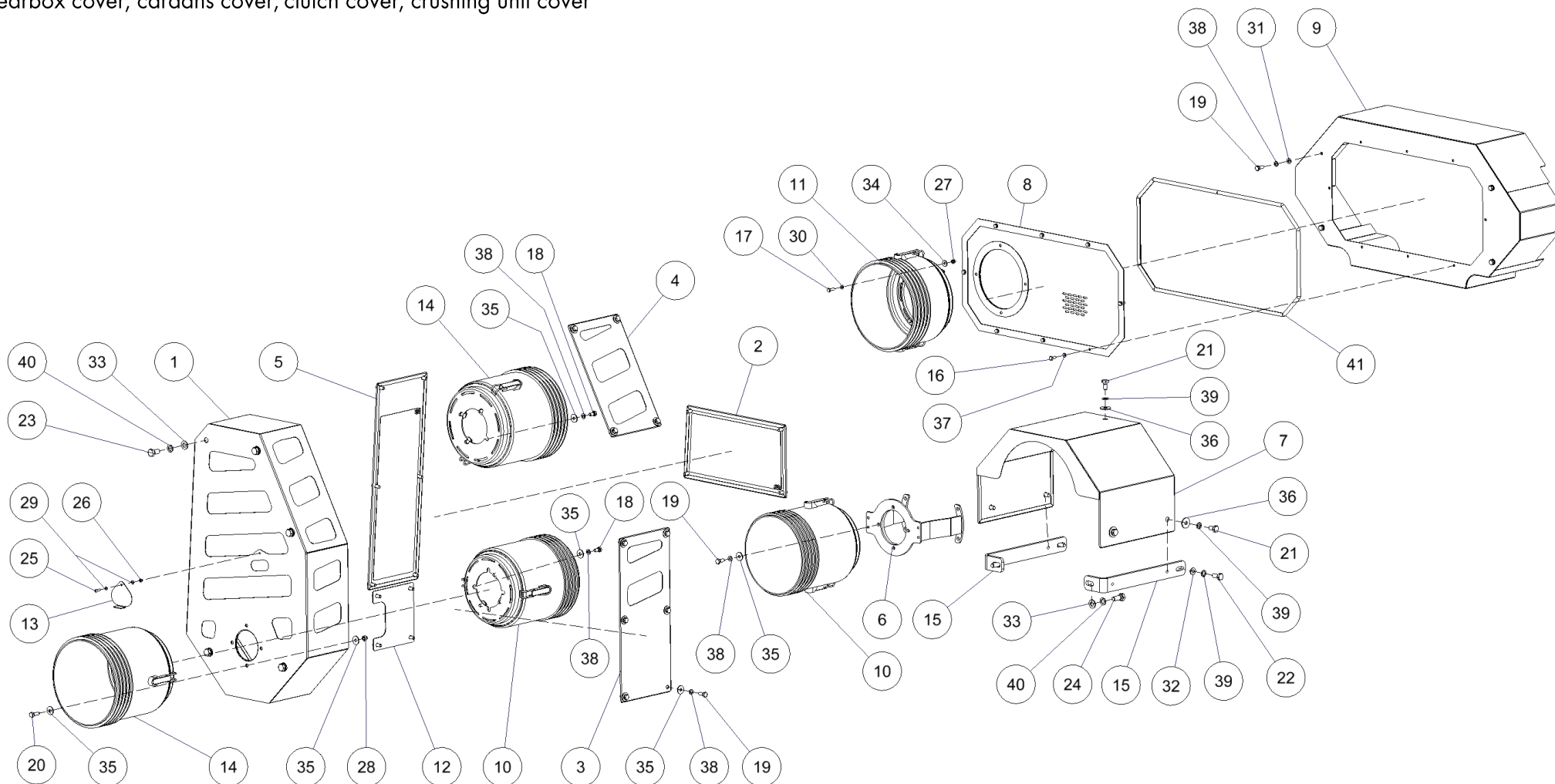
12 COVERING - gearbox cover, cardans cover, cluth cover, crushing unit cover

POSITION	PART NAME	EVIDENCE NUMBER	PRICE/1pc	PIECES	NOTE
1	Belt covering	123 12 01 00_2			
2	Gearbox cover	123 12 02 00_2			
3	Gearbox cover	123 12 03 00_2			
4	Gearbox covering	123 12 04 00_2			
5	Gearbox covering	123 12 05 00_2			
6	Cover holder	123 12 06 00_0			
7	Conjunction (clutch) cover	123 12 07 00_1			
8	Drive cover of S1200	123 12 09 00_0			
9	Cover of the drive front	125 12 05 00_0			
10	Cover	123 12 00 01_0			
11	Cover	123 12 00 02_0			
12	Cover of ubrication	123 12 00 04_0			
13	Grease nipple covering	123 12 00 05_0			
14	Cover	123 12 00 06_0			
15	Cover holder	123 12 00 07_1			
16	Screw M6x16 - 8.8 - Zn, DIN 933	0020601611			
17	Screw M6x20 - 8.8 - Zn, DIN 933	0020602011			
18	Screw M8x16 - 8.8 - Zn, DIN 933	0020801611			
19	Screw M8x20 - 8.8 - Zn, DIN 933	0020802011			
20	Screw M8x25 - 8.8 - Zn, DIN 933	0020802511			
21	Screw M10x20 - 8.8 - Zn, DIN 933	0021002011			
22	Screw M10x25 - 8.8 - Zn, DIN 933	0021002511			
23	Screw M12x25 - 8.8 - Zn, DIN 933	0021202511			
24	Screw M12x30 - 8.8 - Zn, DIN 933	0021203011			
25	Screw imbus M5x16 - 10.9 - Zn, DIN 912	0030501621			
26	Self-locking Nut M5 - 8 - Zn, DIN 982	2110500011			
27	Self-locking Nut M6 - 8 - Zn, DIN 982	2110600011			
28	Self-locking Nut M8 - 8 - Zn, DIN 982	2110800011			
29	Washer 5,3 - Zn, DIN 125	2500500001			
30	Washer 6,4 - Zn, DIN 125	2500600001			

# CP2

## 12 COVERING

gearbox cover, cardans cover, clutch cover, crushing unit cover



## CP2

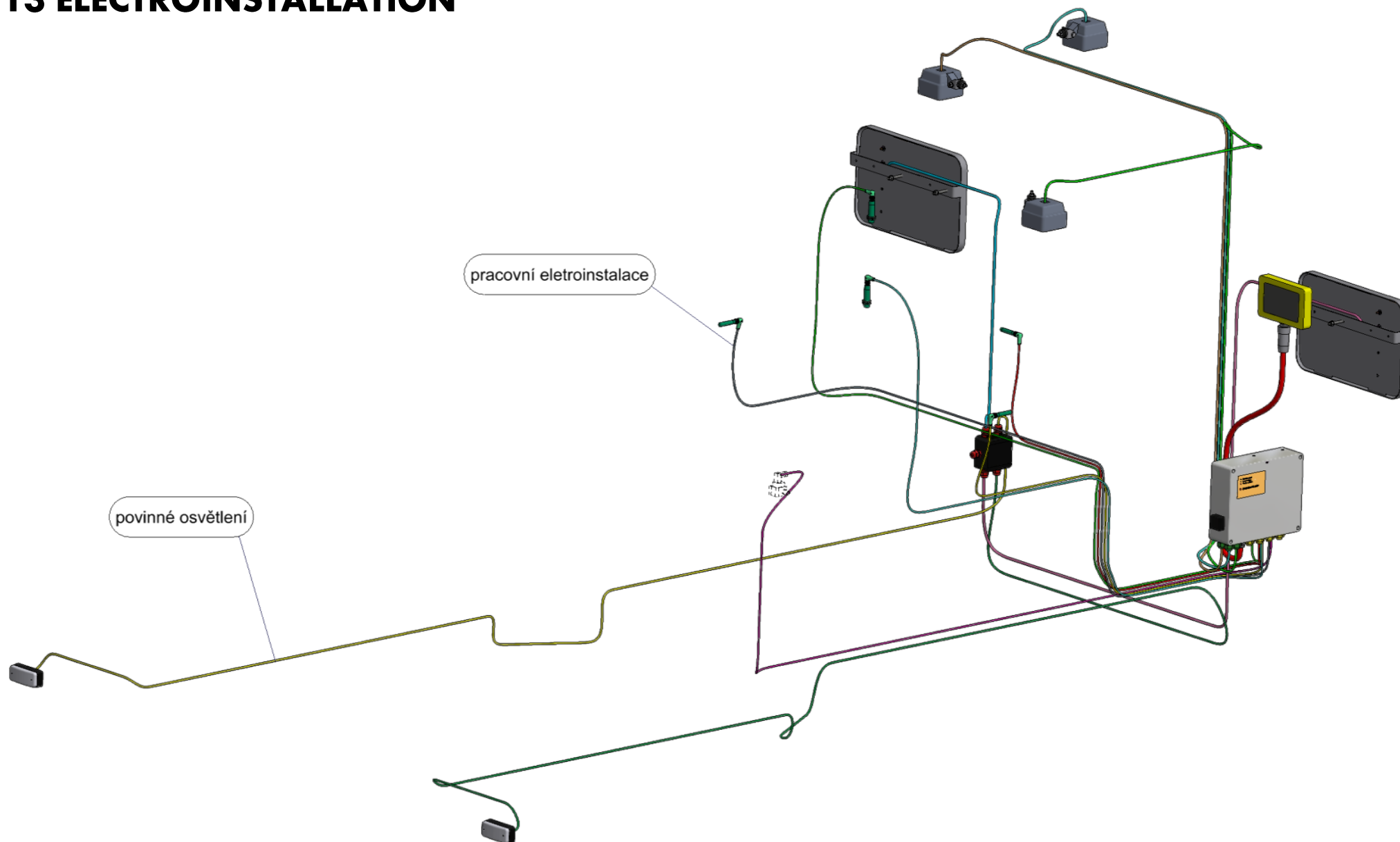
12 COVERING - gearbox cover, cardans cover, clutch cover, crushing unit cover

POSITION	PART NAME	EVIDENCE NUMBER	PRICE/1pc	PIECES	NOTE
31	Washer 8,4 - Zn, DIN 125	2500800003			
32	Washer 10,5 - Zn, DIN 125	2501000001			
33	Washer 13 - Zn, DIN 125	2501300001			
34	Big washer 6,4 - Zn	2540600001			
35	Big washer 8,4 - Zn	2540800001			
36	Big washer 10,5 - Zn	2541000001			
37	Flexible washer 6 - Zn, DIN 127	2580600001			
38	Flexible washer 8 - Zn, DIN 127	2580800001			
39	Flexible washer 10 - Zn, DIN 127	2581000001			
40	Flexible washer 12 - Zn, DIN 127	2581200001			
41	Rubber	900565			



# CP2

## 13 ELECTROINSTALLATION



## CP2

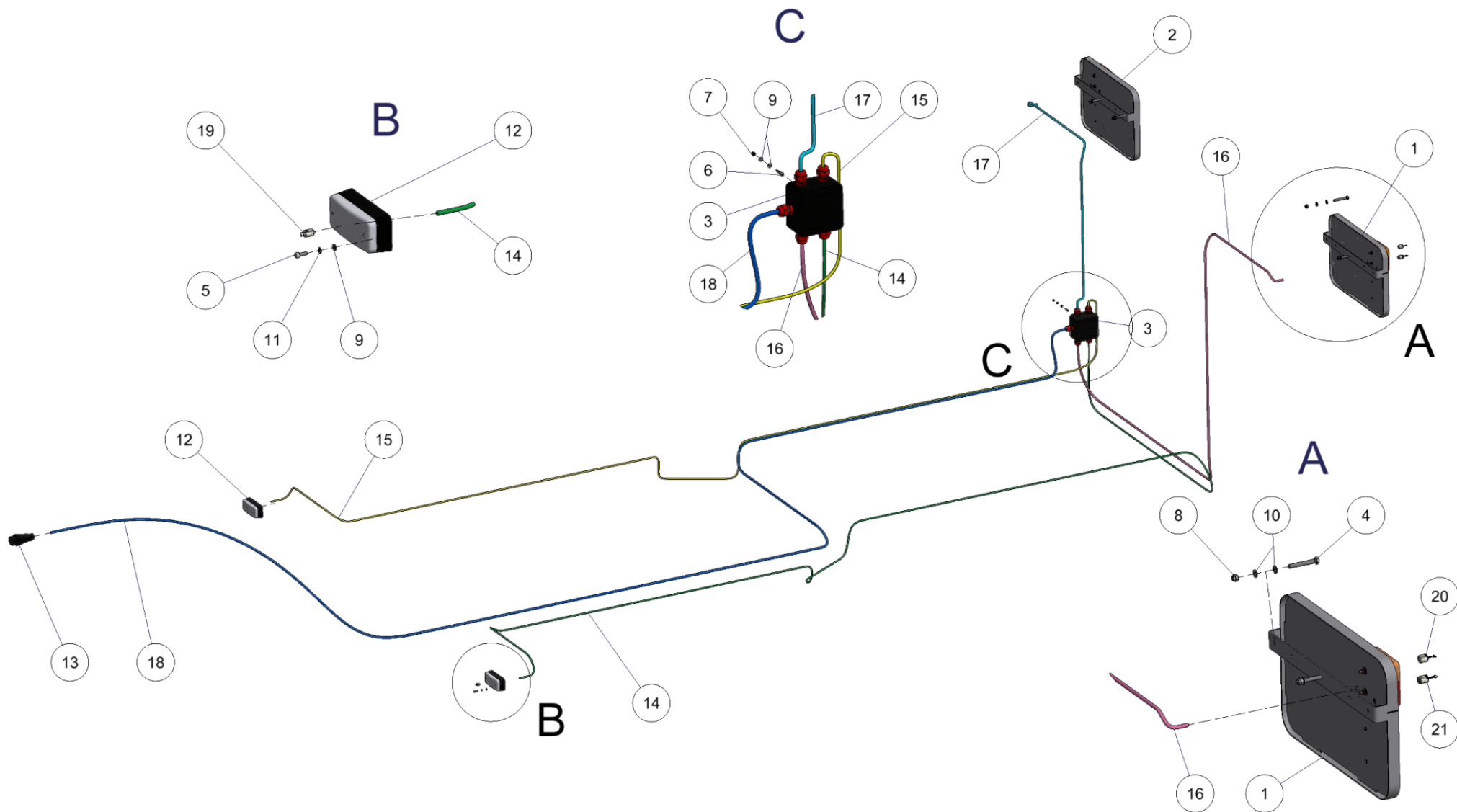
### 13 ELECTROINSTALLATION

POSITION	PART NAME	EVIDENCE NUMBER	PRICE/1pc	PIECES	NOTE
	Electro installation of lighting	205 13 01 00_0		1	
	Electro installation operational	205 13 02 00_0		1	

# CP2

## 13 ELECTROINSTALLATION

obligatory lighting



## CP2

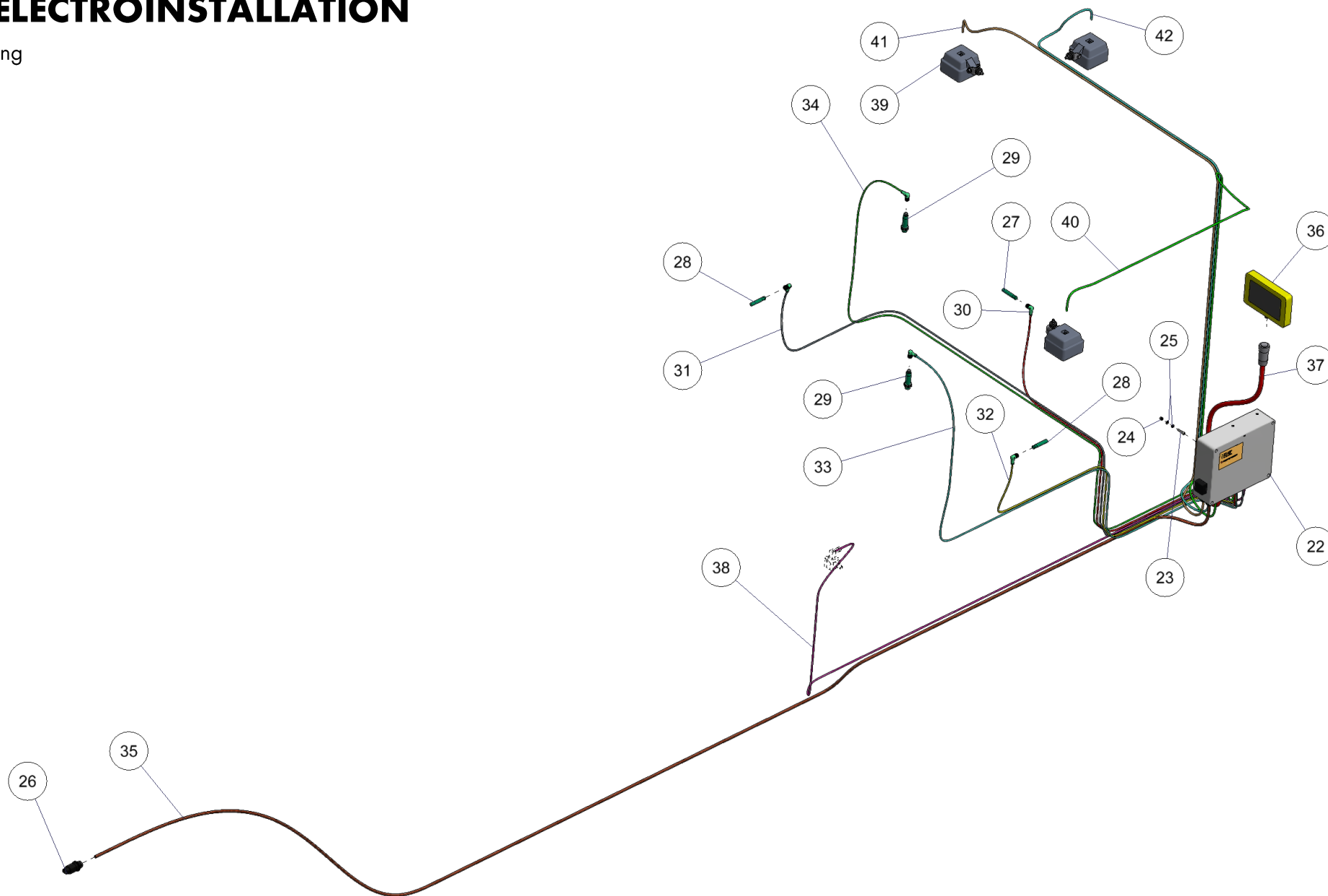
### 13 ELECTROINSTALLATION - obligatory lighting

POSITION	PART NAME	EVIDENCE NUMBER	PRICE/1pc	PIECES	NOTE
1	Panel	000 19 01 00_0			
2	Panel	000 19 02 00_0			
3	Box of light distribution	000 20 20 00_0			
4	Screw M8x60 - 8.8 - Zn, DIN 933	0020806011			
5	Screw imbus M4x12 - 8.8 - Zn, DIN 912	0030401211			
6	Screw imbus M4x20 - 8.8 - Zn, DIN 912	0030402011			
7	Self-locking Nut M4 - 8 - Zn, DIN 982	2110400011			
8	Self-locking Nut M8 - 8 - Zn, DIN 982	2110800011			
9	Washer 4,3 - Zn, DIN 125	2500400001			
10	Washer 8,4 - Zn, DIN 125	2500800001			
11	Flexible washer 4 - Zn, DIN 127	2580400001			
12	Contour white lighting with reflector	900704			
13	Socket 7 - pole	900857			
14	Electric cable	900070			
15	Electric cable	900073			
16	Electric cable	900075			
17	Electric cable	900077			
18	Electric cable	900082			
19	Bulb	900002			
20	Bulb	900003			
21	Bulb	900001			

# CP2

## 13 ELECTROINSTALLATION

operating



# CP2

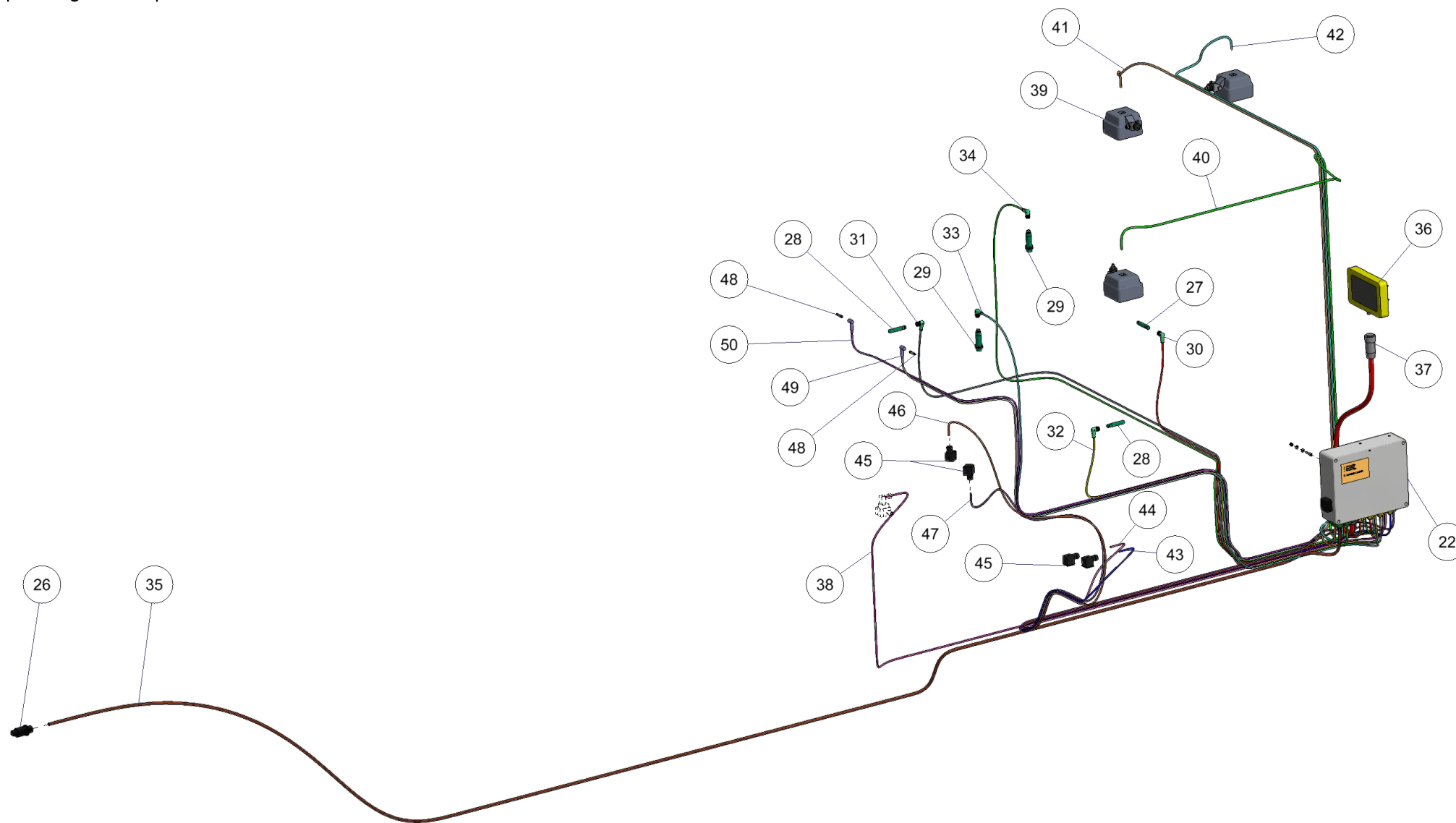
## 13 ELECTROINSTALLATION - operating

POSITION	PART NAME	EVIDENCE NUMBER	PRICE/1pc	PIECES	NOTE
22	Switch cabinet CP2-F	000 20 10 00_0			
23	Screw imbus M6x25 - 8.8 - Zn, DIN 912	0030602511			
24	Self-locking Nut M6 - 8 - Zn, DIN 982	2110600011			
25	Washer 6,4 - Zn, DIN 125	2500600001			
26	Socket 3 - pole	900856			
27	Inductive sensor	900231			
28	Inductive sensor	900234			
29	Capacitive sensor	900241			
30	Electric cable	900087			
31	Electric cable	900092			
32	Electric cable	900091			
33	Electric cable	900088			
34	Electric cable	900089			
35	Electric cable	900055			
36	Control panel	900436			
37	Electric cable	900080			
38	Electric cable	900086			
39	Working light	900533			
40	Electric cable	900066			
41	Electric cable	900067			
42	Electric cable	900068			

# CP2

## 13 ELECTROINSTALLATION

operating - tourniquets



# CP2

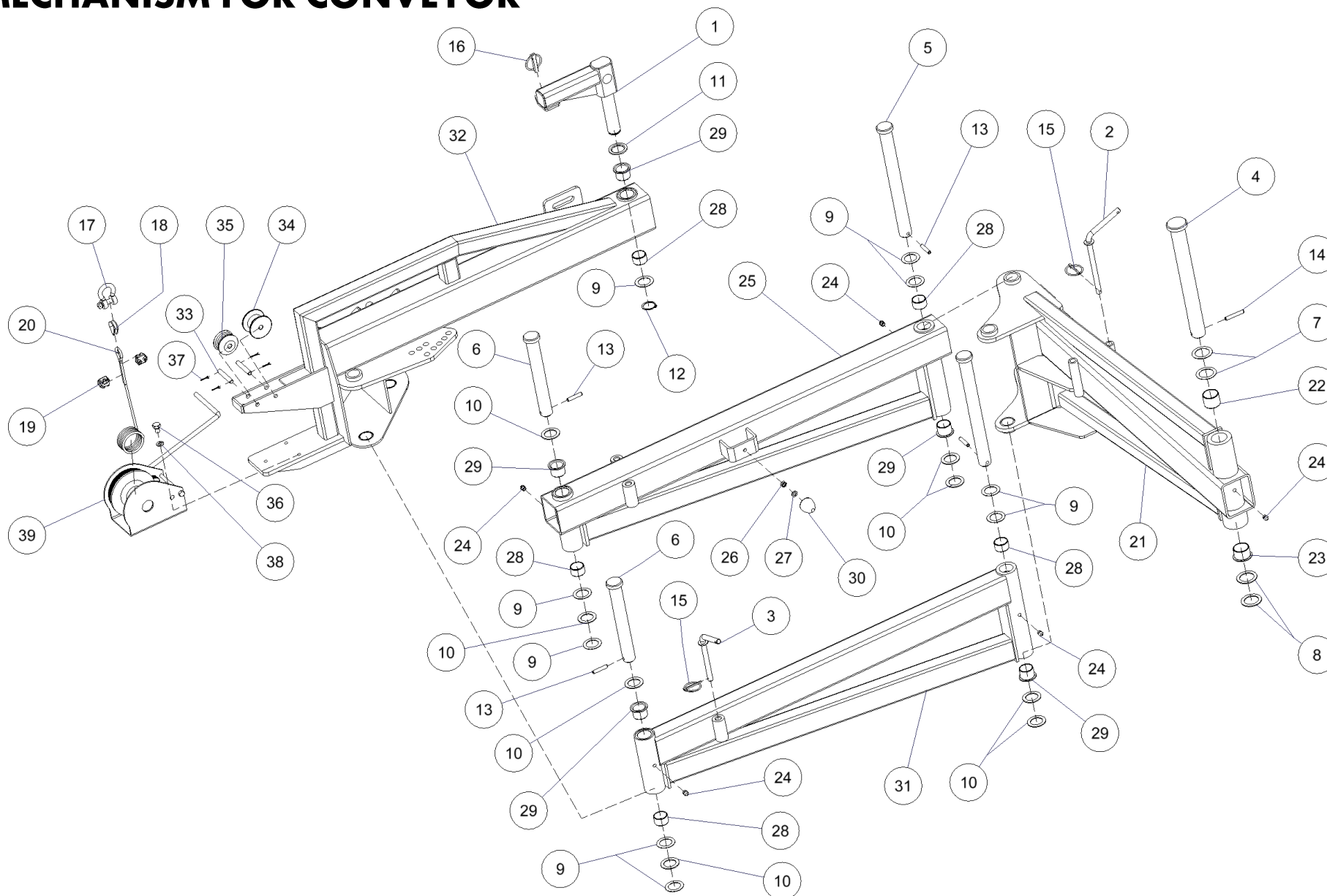
## 13 ELECTROINSTALLATION - operating - tourniquets

POSITION	PART NAME	EVIDENCE NUMBER	PRICE/1pc	PIECES	NOTE
22	Switch cabinet CP2-F	000 20 10 00_0			
26	Screw imbus M6x25 - 8.8 - Zn, DIN 912	0030602511			
27	Self-locking Nut M6 - 8 - Zn, DIN 982	2110600011			
28	Washer 6,4 - Zn, DIN 125	2500600001			
29	Socket 3 - pole	900856			
30	Inductive sensor	900231			
31	Electric cable	900092			
32	Electric cable	900091			
33	Electric cable	900088			
34	Electric cable	900089			
35	Electric cable	900055			
36	Control panel	900436			
37	Electric cable	900080			
38	Electric cable	900086			
39	Working light	900533			
40	Electric cable	900066			
41	Electric cable	900067			
42	Electric cable	900068			
43	Electric cable	900054			
44	Electric cable	900054			
45	Standard black connector	900282			
46	Electric cable	900057			
47	Electric cable	900058			
48	Sensor	900024			
49	Connecting cable	900536			
50	Connecting cable	900536			



# CP2

## 14 MECHANISM FOR CONVEYOR



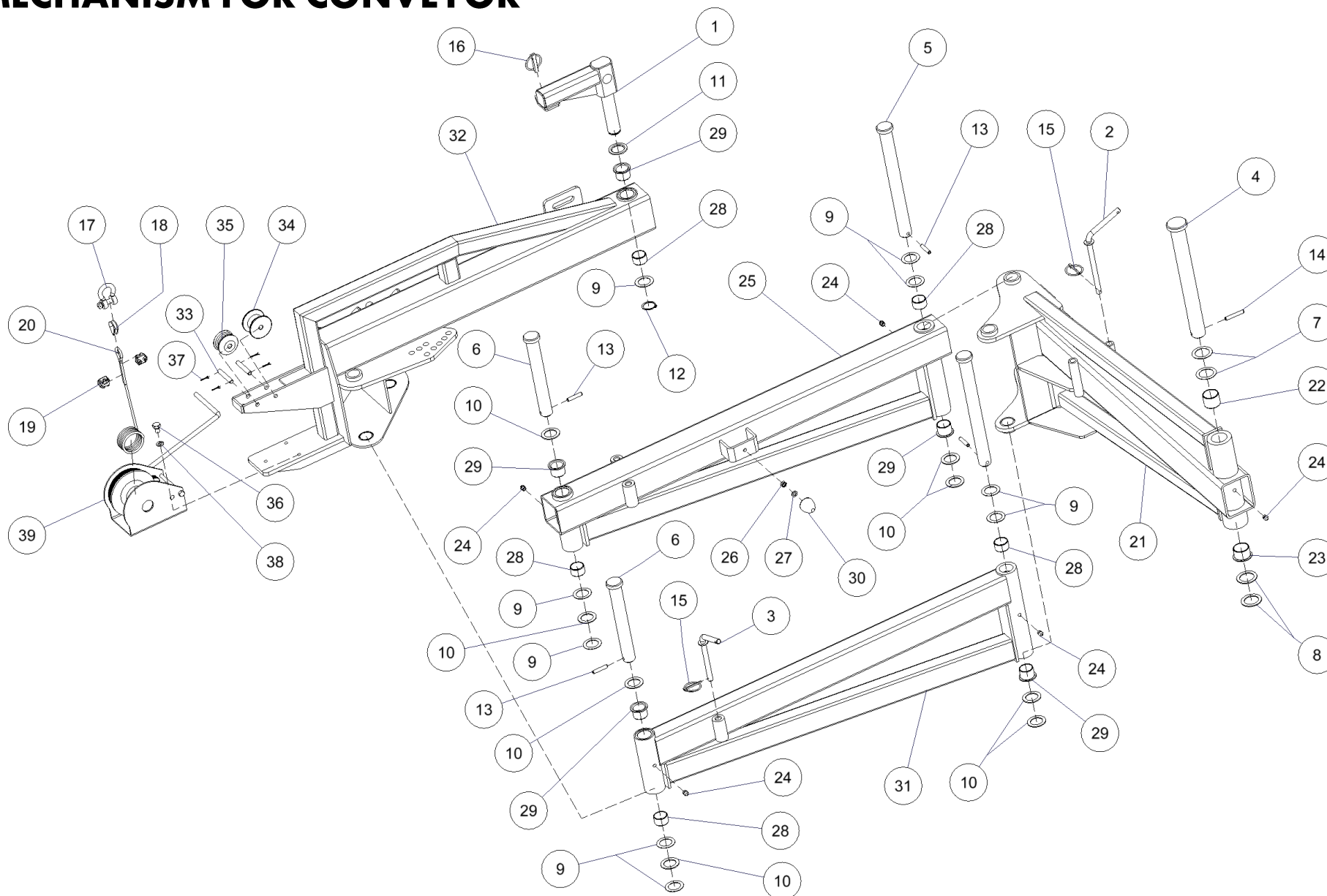
# CP2

## 14 MECHANISM FOR CONVEYOR

POSITION	PART NAME	EVIDENCE NUMBER	PRICE/1pc	PIECES	NOTE
1	Conveyor holder	205 14 06 00_0			
2	Locking pivot	205 14 07 00_0			
3	Locking pivot	205 14 08 00_0			
4	Pivot	205 14 01 01_0			
5	Pivot	205 14 01 02_0			
6	Pivot	205 14 01 03_0			
7	Distance washer	205 14 01 04_0			
8	Distance washer	205 14 01 05_0			
9	Distance washer	205 14 01 06_0			
10	Distance washer	205 14 01 07_0			
11	Distance washer	205 14 01 08_0			
12	Locking ring	900507			
13	Flexible pin	900278			
14	Flexible pin	900279			
15	Locking pivot with ring	900502			
16	Locking pivot with ring	900504			
17	Stirrup	900759			
18	orbit rope	900415			
19	Rope clamp	900335			
20	Rope	900331			
21	Girder	205 14 20 00_0			
22	Sliding bushing	900260			
23	Sliding bushing	900261			
24	Nipple	900375			
25	Girder	205 14 30 00_0			
26	Nut M8 - 8 - Zn, DIN 934	2000800011			
27	Flexible washer 8 - Zn, DIN 127	2580800001			
28	Sliding bushing	900259			
29	Sliding bushing	900262			

# CP2

## 14 MECHANISM FOR CONVEYOR



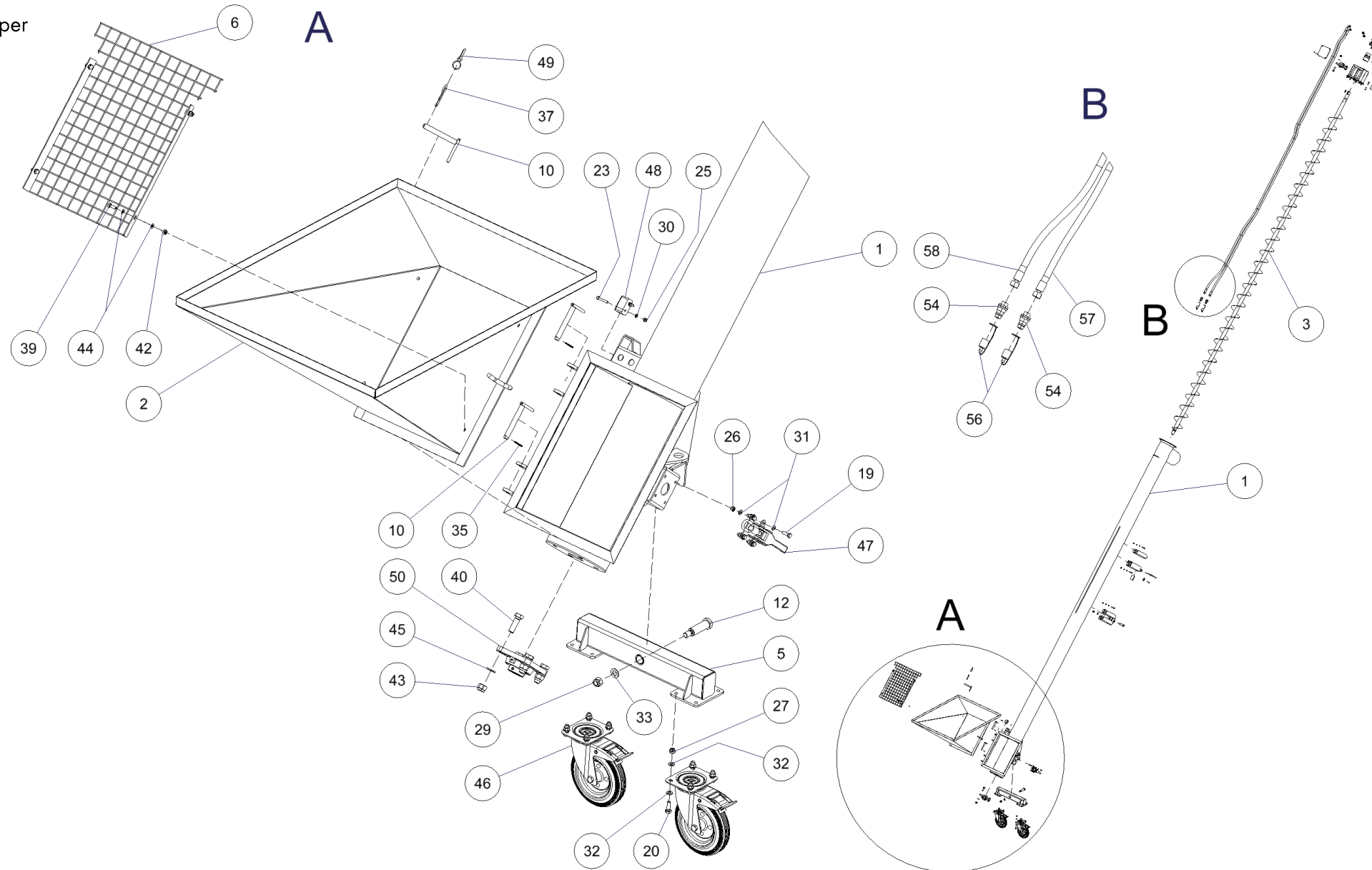
## CP2

### 14 MECHANISM FOR CONVEYOR

POSITION	PART NAME	EVICENCE NUMBER	PRICE/1pc	PIECES	NOTE
30	Bumper spring	900392			
31	Girder	205 14 40 00_0			
32	Girder	205 14 50 00_0			
33	Pivot for pulley	205 14 05 01_0			
34	Pulley	205 14 05 02_0			
35	Pulley	205 14 05 03_0			
36	Screw M10x16 - 8.8 - Zn, DIN 933	0021001611			
37	Split pin	900887			
38	Flexible washer 10 - Zn, DIN 127	2581000001			
39	Hand rope winch	900634			

# CP2 15 RECEIVING CONVEYOR

hopper



# CP2

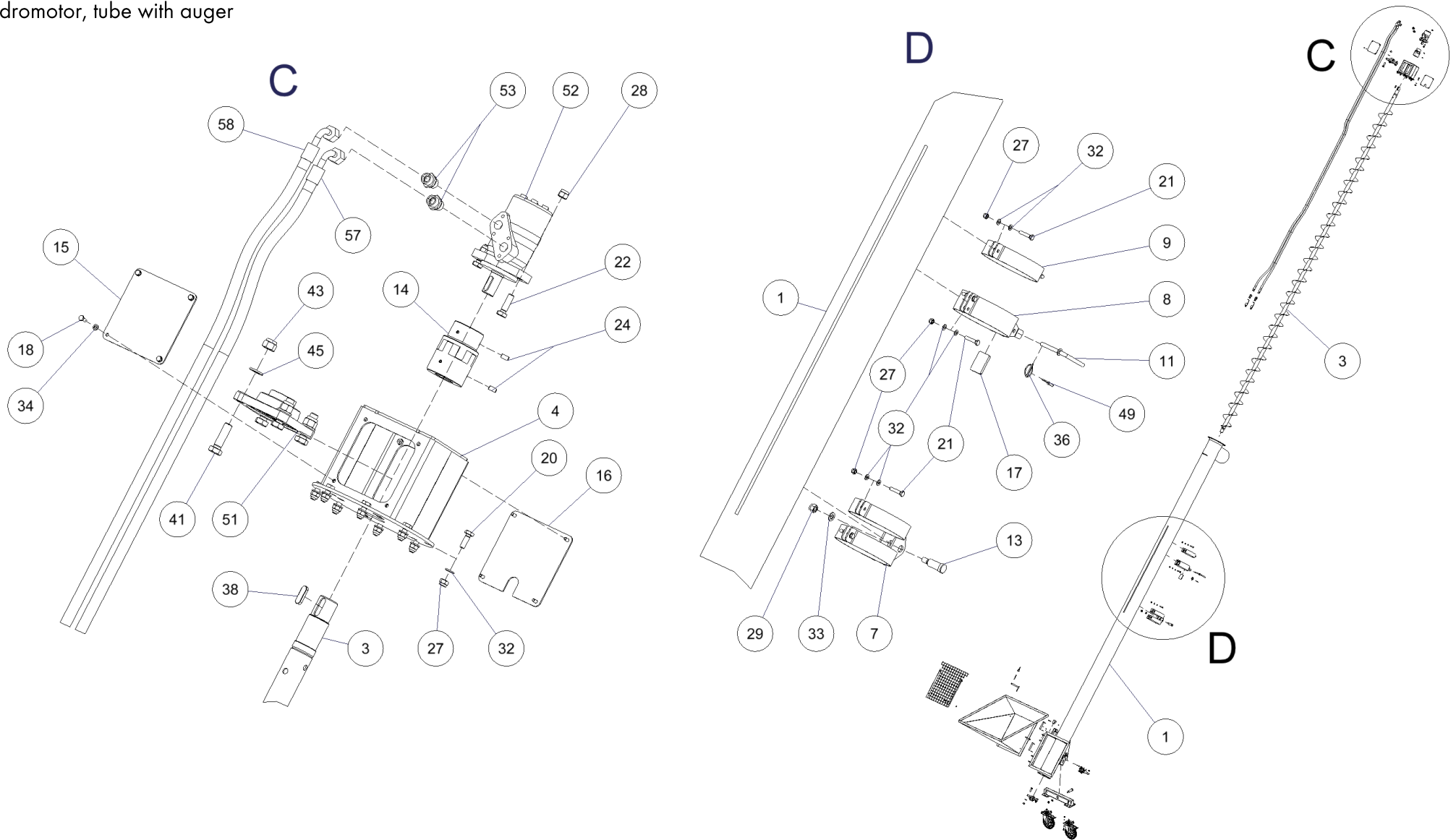
## 1.5 RECEIVING CONVEYOR- hopper

POSITION	PART NAME	EVIDENCE NUMBER	PRICE/1pc	PIECES	NOTE
1	Receiving conveyor	205 15 01 00_0			
2	Hopper	205 15 02 00_0			
3	Auger	205 15 03 00_0			
5	Chassis girder	205 15 05 00_0			
6	Sieve	205 15 06 00_0			
10	Hopper pivot	205 15 10 00_0			
12	Chassis pivot	205 15 00 01_0			
19	Screw M8x25 - 8.8 - Zn, DIN 933	0020802511			
20	Screw M10x30 - 8.8 - Zn, DIN 933	0021003011			
23	Screw imbus M6x35 - 8.8 - Zn, DIN 912	0030603511			
25	Self-locking Nut M6 - 8 - Zn, DIN 982	2110600011			
26	Self-locking Nut M8 - 8 - Zn, DIN 982	2110800011			
27	Self-locking Nut M10 - 8 - Zn, DIN 982	2111000011			
29	Self-locking Nut M16 - 8 - Zn, DIN 982	2111600011			
30	Washer 6,4 - Zn, DIN 125	2500600001			
31	Washer 8,4 - Zn, DIN 125	2500800001			
32	Washer 10,5 - Zn, DIN 125	2501000001			
33	Washer 17 - Zn, DIN 125	2501700001			
35	Flexible pin	900558			
37	Spring split pin	900553			
39	Screw M8x20 - 8.8 - St, DIN 933	0020802013			
40	Screw M16x50 - 8.8 - St, DIN 933	0021605013			
42	Self-locking Nut M8 - 8 - St, DIN 982	2110800013			
43	Self-locking Nut M16 - 8 - St, DIN 982	2111600013			
44	Washer 8,4 - Zn, DIN 125	2500800003			
45	Washer 17 - Zn, DIN 125B	2501700001			
46	Rotary wheel	900434			
47	Eccentric closure	900805			
48	Rubber	900563			
49	Rope	900325			
50	Bearing	900358			
54	Quick coupler male	900640			
56	male coupling, black	900303			
57	Hose	900198			
58	Hose	900198			

# CP2

## 15 RECEIVING CONVEYOR

hydromotor, tube with auger



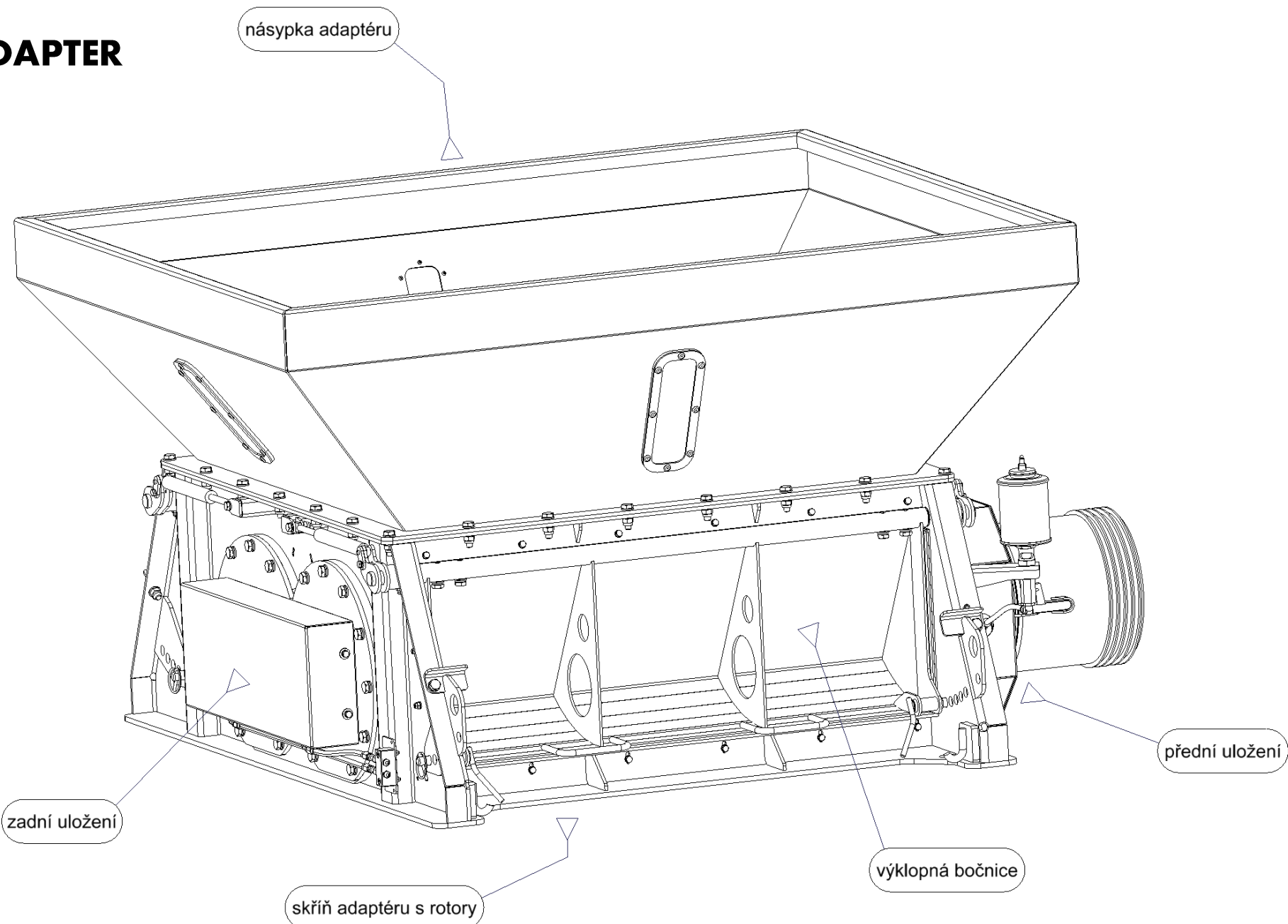
# CP2

## 1.5 RECEIVING CONVEYOR - hydromotor, tube with auger

POSITION	PART NAME	EVICENCE NUMBER	PRICE/1pc	PIECES	NOTE
1	Receiving conveyor	205 15 01 00_0			
3	Auger	205 15 03 00_0			
4	Hydromotor holder	205 15 04 00_0			
7	Sleeve	205 15 07 00_0			
8	Sleeve	205 15 08 00_0			
9	Sleeve	205 15 09 00_0			
11	Locking pivot	205 15 11 00_0			
13	Pivot for mechanism	205 15 00 02_0			
14	Clutch	205 15 00 03_0			
15	Clutch cover - upper	205 15 00 04_0			
16	Clutch cover - lower	205 15 00 05_0			
17	Rubber plate	205 15 00 06_0			
18	Screw M6x16 - 8.8 - Zn, DIN 933	0020601611			
20	Screw M10x30 - 8.8 - Zn, DIN 933	0021003011			
21	Screw M10x50 - 8.8 - Zn, DIN 933	0021005011			
22	Screw M12x40 - 8.8 - Zn, DIN 933	0021204011			
24	Screw imbus M8x16 - 8.8 - Zn, DIN 913	0030801611			
27	Self-locking Nut M10 - 8 - Zn, DIN 982	2111000011			
28	Self-locking Nut M12 - 8 - Zn, DIN 982	2111200011			
29	Self-locking Nut M16 - 8 - Zn, DIN 982	2111600011			
32	Washer 10,5 - Zn, DIN 125	2501000001			
33	Washer 17 - Zn, DIN 125	2501700001			
34	Flexible washer 6 - Zn, DIN 127	2580600001			
36	Locking pivot with ring	900502			
38	shaft groove	900462			
41	Screw M16x55 - 8.8 - St, DIN 933	0021605513			
43	Self-locking Nut M16 - 8 - St, DIN 982	2111600013			
45	Washer 17 - Zn, DIN 125B	2501700001			
49	Rope	900325			
51	Bearing	900359			
52	Hydraulic motor	900230			
53	Direct connection	900583			
57	Hose	900198			
58	Hose	900198			



# CP2 19 ADAPTER



# CP2

19 ADAPTER  
POSITION

Adapter

PART NAME

EVIDENCE NUMBER

205 19 00 00

PRICE/1pc

PIECES

NOTE



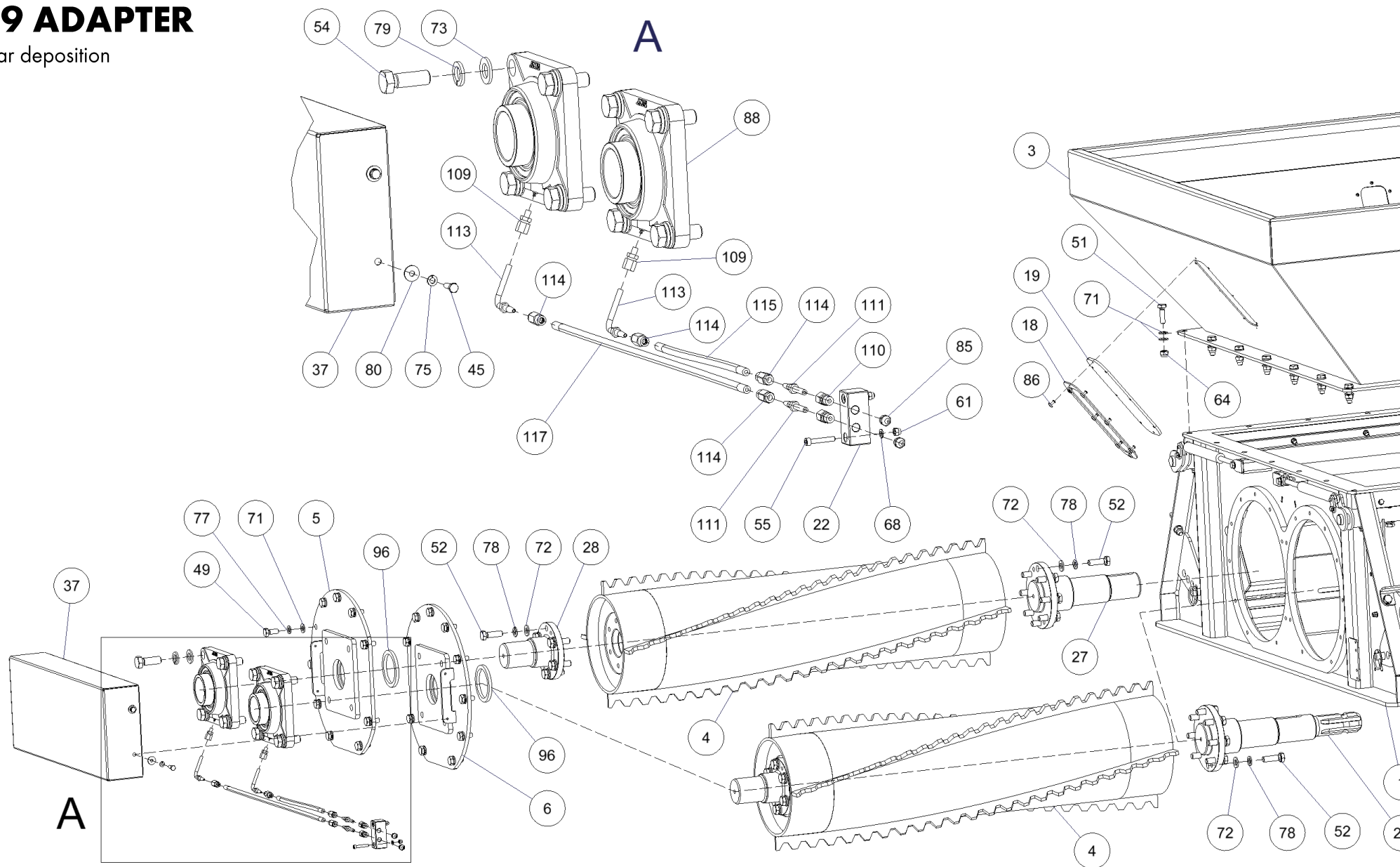
# CP2

## 19 ADAPTER - rear deposition

POSITION	PART NAME	EVIDENCE NUMBER	PRICE/1pc	PIECES	NOTE
1	Adapter case	205 19 01 00_0			
3	Adapter hopper	205 19 03 00_0			
4	Adapter rotor	205 19 06 00_0			
5	Back lid left	123 19 04 00_0			
6	Back lid	123 19 05 00_0			
18	Frame	000 01 00 01_1			
19	Polycarbonate	000 01 00 02_0			
22	Switchboard cube	074 10 05 01_0			
26	Hřídel přední dlouhá	123 19 00 01_0			
27	Hřídel přední krátká	123 19 00 02_0			
28	Hřídel zadní	123 19 00 03_0			
37	Kryt zadních ložisek	123 19 00 15_0			
45	Screw M6x20 - 8.8 - Zn, DIN 933	0020602011			
49	Screw M10x25 - 8.8 - Zn, DIN 933	0021002511			
51	Screw M10x35 - 8.8 - Zn, DIN 933	0021003511			
52	Screw M12x40 - 8.8 - Zn, DIN 933	0021204011			
54	Screw M16x45 - 8.8 - Zn, DIN 933	0021604511			
55	Screw imbus M5x30 - 8.8 - Zn, DIN 912	0030503011			
61	Matice samojistící M5 - 8 - Zn, DIN 982	2110500011			
64	Matice samojistící M10 - 8 - Zn, DIN 985	2111000011			
68	Washer 5,3 - Zn, DIN 125	2500500001			
71	Washer 10,5 - Zn, DIN 125	2501000001			
72	Washer 13 - Zn, DIN 125	2501300001			
73	Washer 17 - Zn, DIN 125	2501700001			
75	Flexible washer 6 - Zn, DIN 127	2580600001			
77	Flexible washer 10 - Zn, DIN 127	2581000001			
78	Flexible washer 12 - Zn, DIN 127	2581200001			
79	Flexible washer 16 - Zn, DIN 127	2581600001			
80	Big washer 6,4 - Zn	2540600001			

# CP2 19 ADAPTER

rear deposition



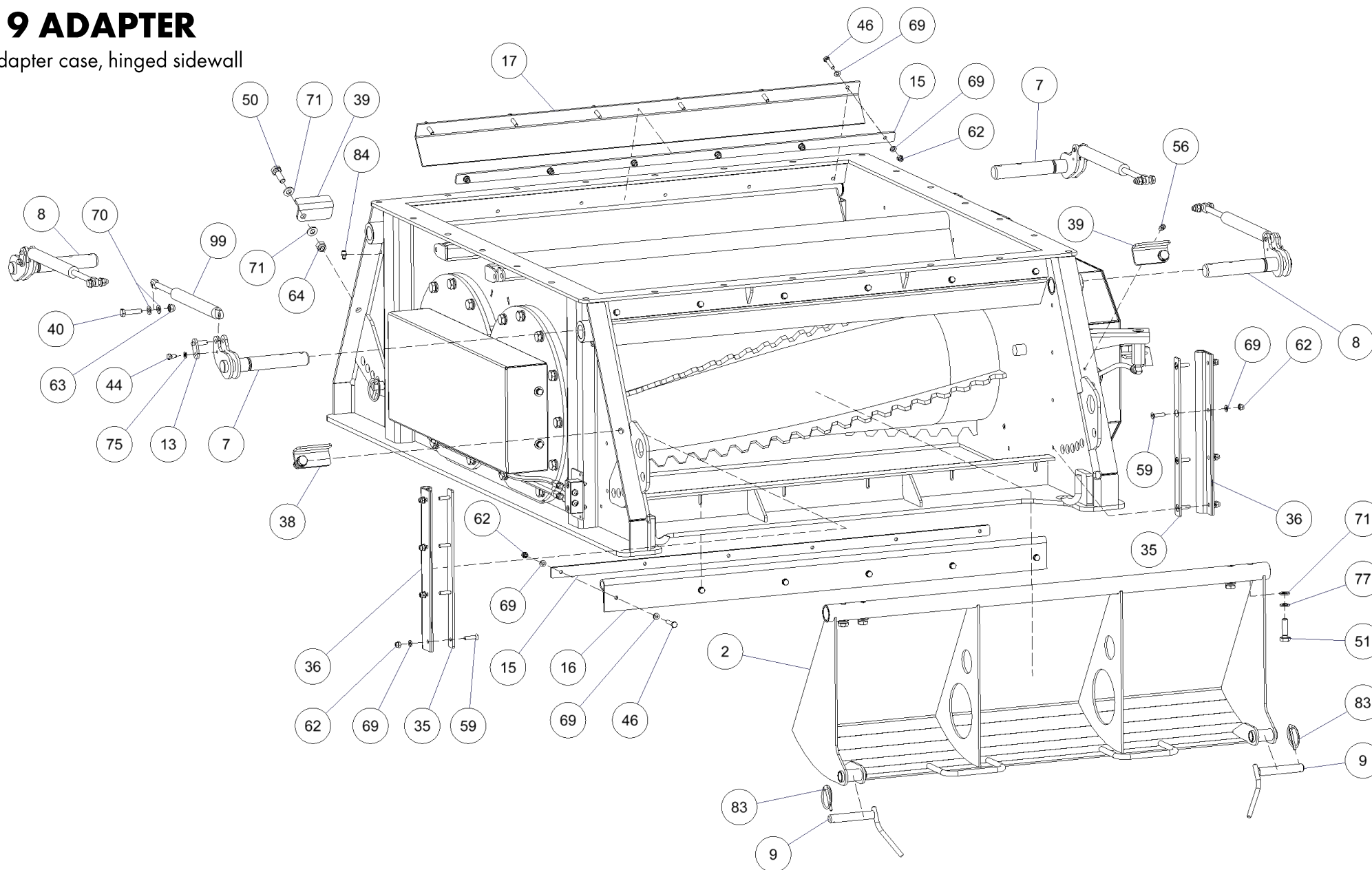
## CP2

19 ADAPTER - rear deposition

POSITION	PART NAME	EVIDENCE NUMBER	PRICE/1pc	PIECES	NOTE
85	Nipple	900375			
86	Rivet with a big head	900412			
88	Bearing	900906			
96	Felt ring	900290			
109	Direct screwing	900599			
110	Direct screwing	900598			
111	Screwing	900715			
113	Screwing	900713			
114	Hose clamp	900397			
115	Hose	900907			
117	Hose	900909			

# CP2 19 ADAPTER

adapter case, hinged sidewall



## CP2

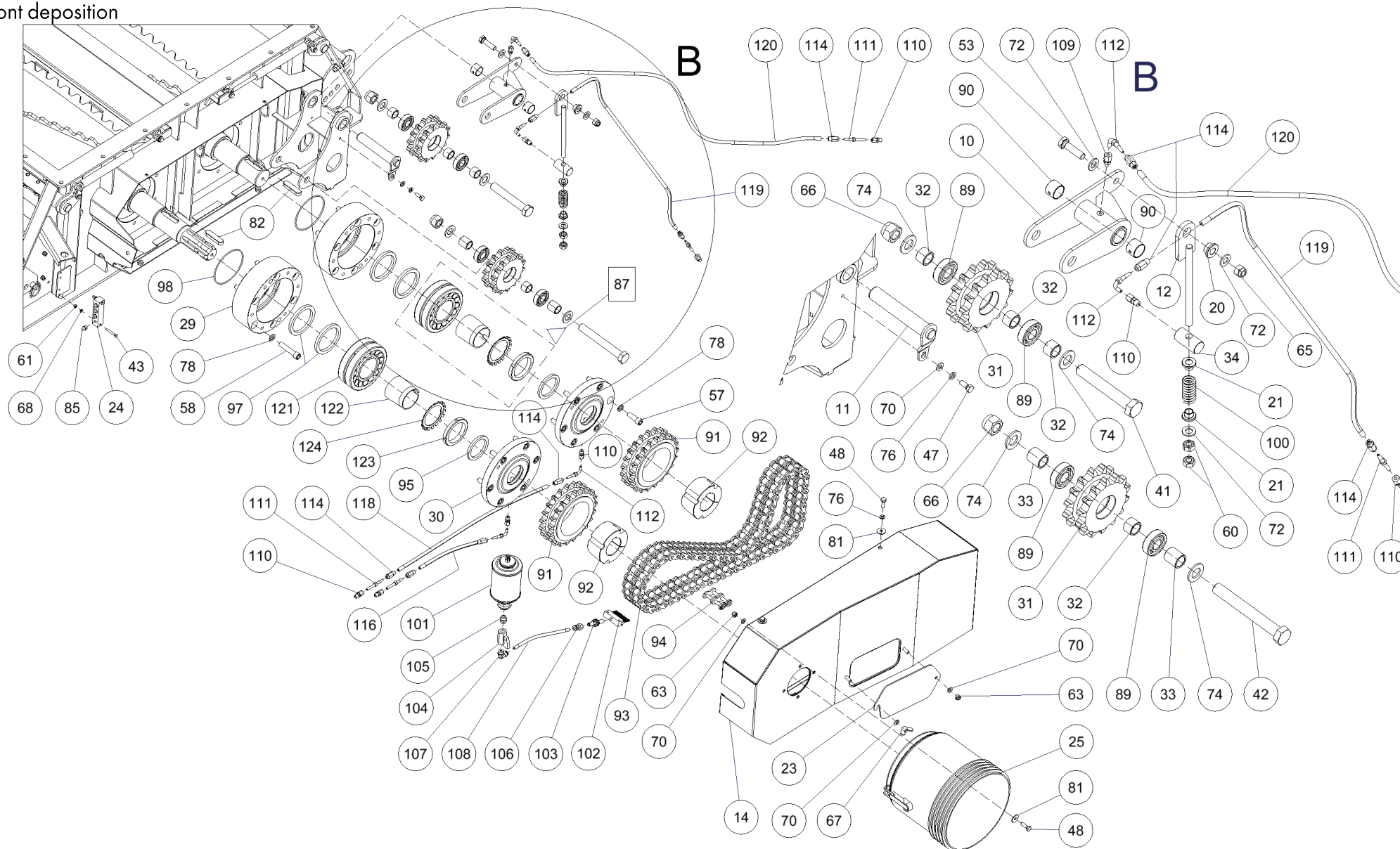
19 ADAPTER - adapter case, hinged sidewall

POSITION	PART NAME	EVIDENCE NUMBER	PRICE/1pc	PIECES	NOTE
2	Lifted sidewall	205 19 02 00_0			
7	Housing (bushing guide)	123 19 00 07_0			
8	Housing (bushing guide)	123 19 00 08_0			
9	Rod guide	123 19 00 09_0			
13	Upper seal	123 19 00 13_0			
15	Front shaft long	123 19 00 01_0			
16	Front shaft short	123 19 00 02_0			
17	Rear shaft	123 19 00 03_0			
35	Sealing clip short	123 19 00 11_0			
36	Side seal	123 19 00 14_0			
38	Latch	123 19 00 16_0			
39	Latch	123 19 00 17_0			
40	Screw M5x35 - 8.8 - Zn, DIN 931	0010503511			
44	Screw M6x12 - 8.8 - Zn, DIN 933	0020601211			
46	Screw M6x30 - 8.8 - Zn, DIN 933	0020603011			
50	Screw M10x30 - 8.8 - Zn, DIN 933	0021003011			
51	Screw M10x35 - 8.8 - Zn, DIN 933	0021003511			
56	Screw imbus M6x10 - 8.8 - Zn, DIN 912	0030601011			
59	Screw M8x25 - 8.8 - Zn, DIN 7991	0040802511			
62	Self-locking Nut M6 - 8 - Zn, DIN 982	2110600011			
63	Self-locking Nut M8 - 8 - Zn, DIN 982	2110800011			
64	Self-locking Nut M10 - 8 - Zn, DIN 982	2111000011			
69	Washer 6,4 - Zn, DIN 125	2500600001			
70	Washer 8,4 - Zn, DIN 125	2500800001			
71	Washer 10,5 - Zn, DIN 125	2501000001			
75	Flexible washer 6 - Zn, DIN 127	2580600001			
77	Flexible washer 10 - Zn, DIN 127	2581000001			
83	Locking pivot with ring	900502			
84	Nipple	900374			
99	Gas strut	900485			



# CP2 19 ADAPTER

front deposition



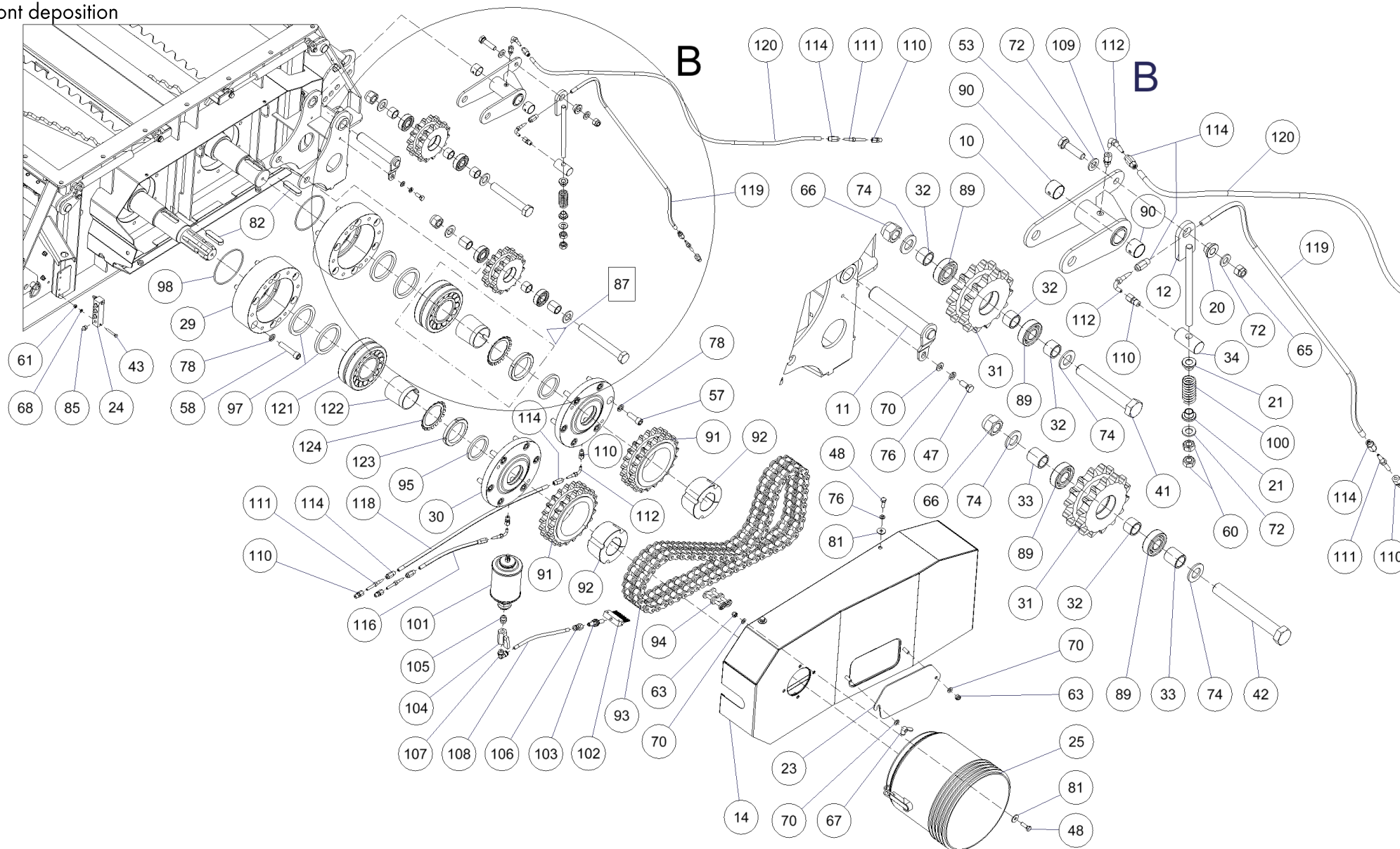
# CP2

## 19 ADAPTER - front deposition

POSITION	PART NAME	EVIDENCE NUMBER	PRICE/1pc	PIECES	NOTE
10	Chain tensioner	123 19 10 00_0			
11	Tensioner pivot	123 19 11 00_0			
12	Tension hinge	123 19 12 00_0			
14	Chain cover	123 19 14 00_0			
20	Washer	074 04 00 06_0			
21	Spring bottom	074 04 00 07_1			
23	Chain cover	085 12 00 00_4			
24	Lubrication cube	123 04 01 09_0			
29	Bearing housing	123 19 00 04_0			
30	Housing lid	123 19 00 05_0			
31	Chain wheel	123 19 00 06_0			
32	Housing (bushing guide)	123 19 00 07_0			
33	Housing (bushing guide)	123 19 00 08_0			
41	Screw M20x130 - 8.8 - Zn, DIN 931	0013012011			
42	Screw M20x160 - 8.8 -DIN 931	0013012013			
43	Screw M5x30 - 8.8 - Zn, DIN 933	0020503011			
47	Screw M8x20 - 8.8 - Zn, DIN 933	0020802011			
48	Screw M8x25 - 8.8 - Zn, DIN 933	0020802511			
53	Screw M12x45 - 8.8 - Zn, DIN 933	0021204511			
57	Screw imbus M12x35 - 8.8 - Zn, DIN 912	0031203511			
58	Screw imbus M12x70 - 8.8 - Zn, DIN 912	0031207011			
60	Nut M12 - 8 - Zn, DIN 934	2001200011			
61	Self-locking Nut M5 - 8 - Zn, DIN 982	2110500011			
63	Self-locking Nut M8 - 8 - Zn, DIN 982	2110800011			
65	Self-locking Nut M12 - 8 - Zn, DIN 982	2111200011			
66	Self-locking Nut M20 - 8 - Zn, DIN 982	2112000011			
67	Nut M8 - Zn, DIN 315	2020600011			
68	Washer 5,3 - Zn, DIN 125	2500500001			
70	Washer 8,4 - Zn, DIN 125	2500800001			
72	Washer 13 - Zn, DIN 125	2501300001			
74	Washer 21 - Zn, DIN 125	2502100001			
76	Flexible washer 8 - Zn, DIN 127	2580800001			
78	Flexible washer 12 - Zn, DIN 127	2581200001			

# CP2 19 ADAPTER

front deposition

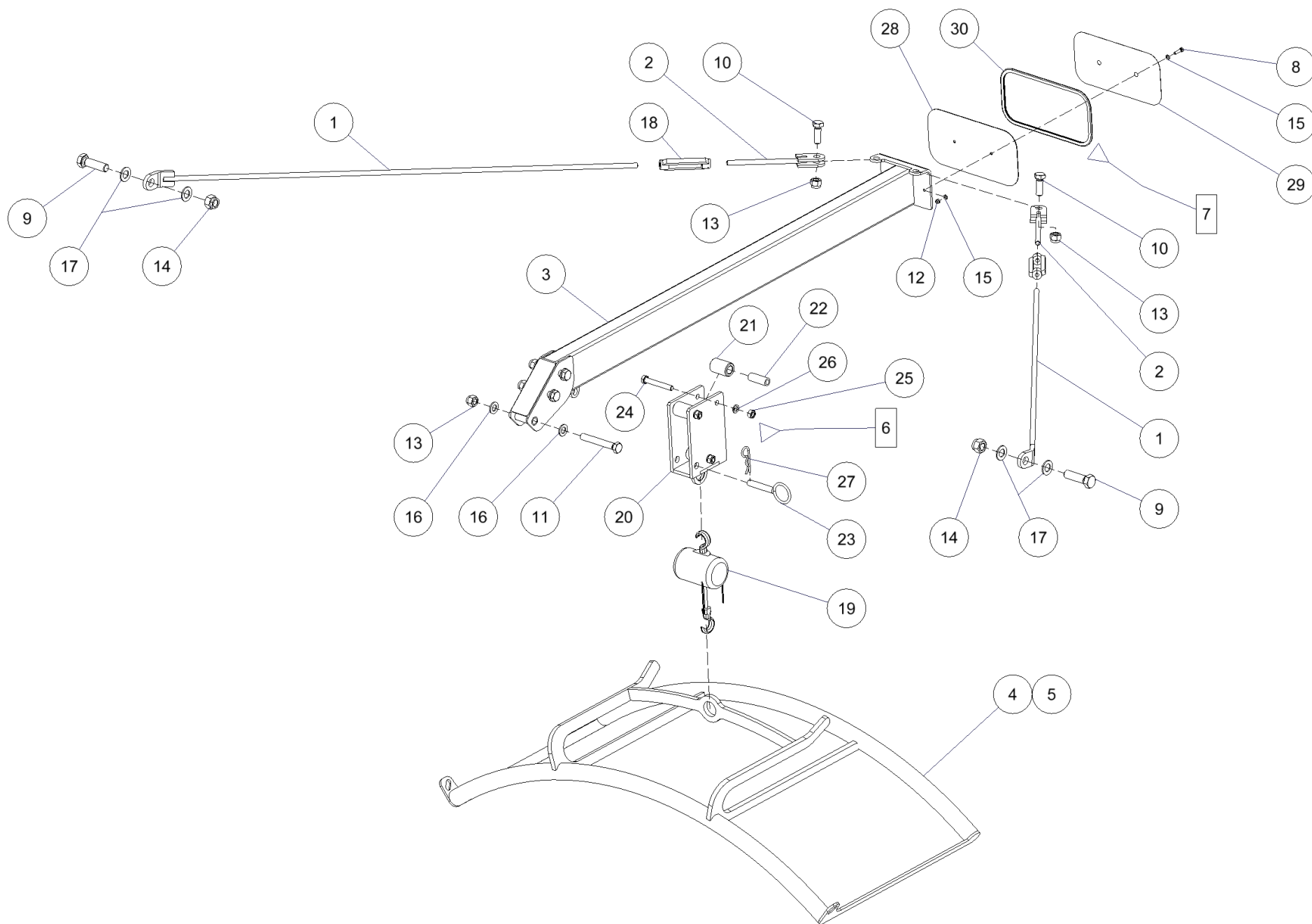


# CP2

## 19 ADAPTER - front deposition

POSITION	PART NAME	EVIDENCE NUMBER	PRICE/1pc	PIECES	NOTE
81	Big washer 8,4 - Zn	2540800001			
82	Shaft groove	900912			
85	Nipple	900375			
87	Bearing	900350			
89	Single row ball bearing	900313			
90	Sliding bushing	900913			
91	Chain wheel	900914			
92	Clamping bushing	900915			
93	Chain	900652			
94	Connection article	900699			
95	Felt ring	900291			
97	Felt ring	900291			
98	Ring	900916			
100	Spring	900917			
101	Nipple	900918			
102	Lubricating brush	900919			
103	Holder	900920			
104	Ball valve (cock)	900921			
105	Conjunction	900922			
106	Screwing	900923			
107	Screwing	900924			
108	Tube	900925			
109	Direct screwing	900599			
110	Direct screwing	900598			
111	Screwing	900715			
112	Screwing	900714			
114	Screwing	900713			
118	Hose	900910			
119	Hose	900911			
120	Hose	900911			
121	Bearing	900350			
122	Bearing	900350			
123	Nut KM13 - Zn, DIN 981	2171300011			
124	Security washer MB13 - Zn	2671300001			

# CP2 21 CRANE

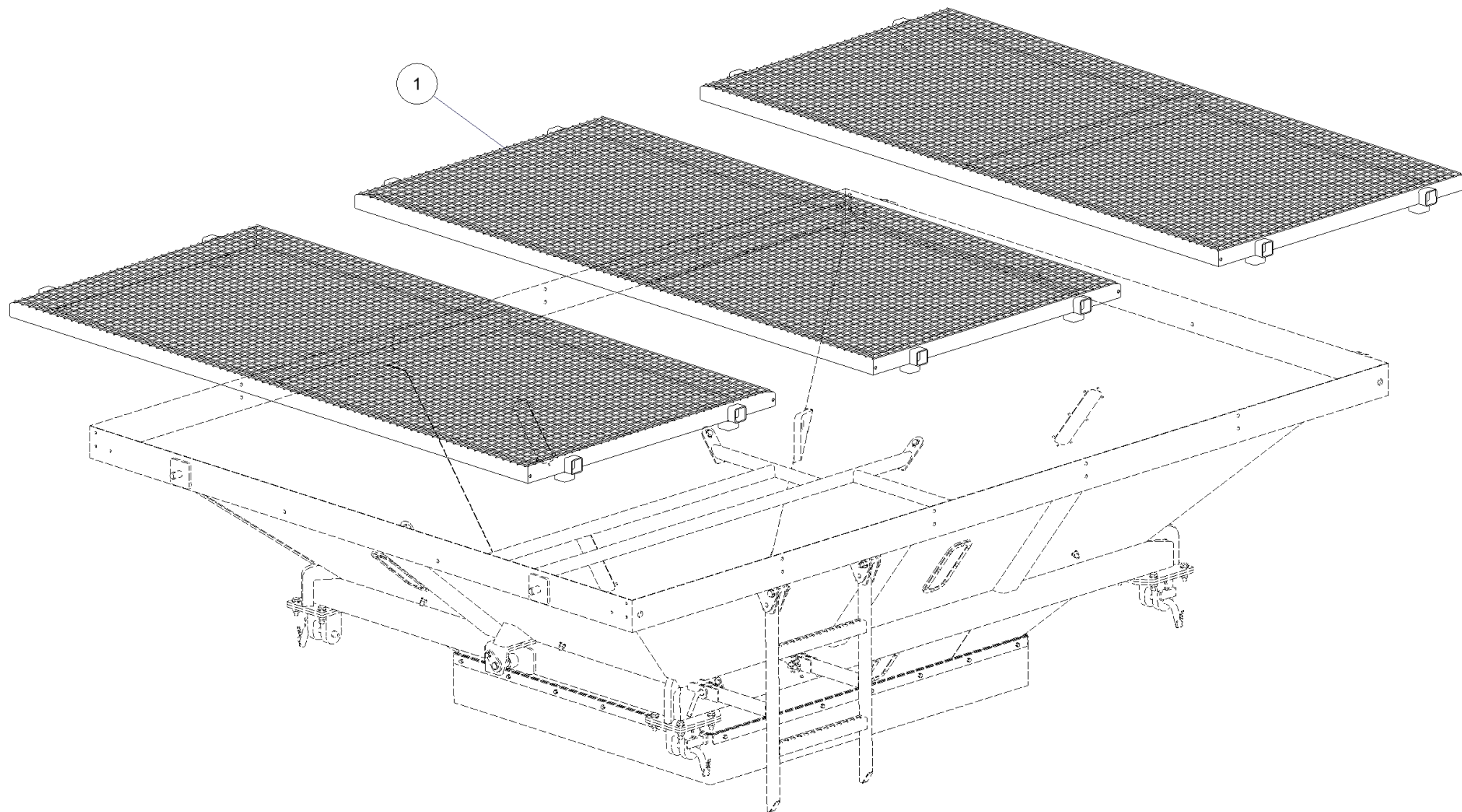


# CP2

## 21 CRANE

POSITION	PART NAME	EVIDENCE NUMBER	PRICE/1pc	PIECES	NOTE
1	Long rod	123 21 01 00_0			
2	Short rod	123 21 02 00_0			
3	Crahe shoulder	123 21 03 00_0			
4	Hinge for bags 6,5 feet	123 21 10 00_0			
5	Hinge for bags 8 feet	123 21 11 00_0			
6	Crane	085 21 02 00_1			
7	Crane panel	085 21 06 00_0			
8	Screw M6x25 - 8.8 - Zn, DIN 933	0020602511			
9	Screw M20x70 - 8.8 - Zn, DIN 933	0022007011			
10	Screw M16x45 - 8.8 - Zn, DIN 933	0021604511			
11	Screw M16x110 - 8.8 - Zn, DIN 933	0021611011			
12	Self-locking Nut M6 - 8 - Zn, DIN 982	2110600011			
13	Self-locking Nut M16 - 8 - Zn, DIN 982	2111600011			
14	Self-locking Nut M20 - 8 - Zn, DIN 982	2112000011			
15	Washer 6,4 - Zn, DIN 125	2500600001			
16	Washer 17 - Zn, DIN 125	2501700001			
17	Washer 21 - Zn, DIN 125	2502100001			
18	Tensioner	900390			
19	Chain hoist	900665			
20	Crane basis	085 21 20 00			
21	Crane	085 21 02 01_1			
22	Housing (bushing guide)	085 21 02 02_1			
23	Locking pivot	085 21 21 00_1			
24	Screw M12x85 - 8.8 - Zn, DIN 931	0011208511			
25	Nut M12 - 8 - Zn, DIN 934	2001200011			
26	Flexible washer 12 - Zn, DIN 127	2581200001			
27	Spring split pin	900553			
28	Sheet metal of the panel	085 21 06 01_0			
29	Sticker	085 21 06 02_0			
30	Sheet metal lace	900338			

# CP2 23 SIEVE



# CP2

23 SIEVE  
POSITION

Sieve

PART NAME

EVIDENCE NUMBER

205 23 21 00\_0

PRICE/1pc

PIECES

3

NOTE